

# AirArabia



# RESULTS PRESENTATION Q3 2020

# Q3 2020 IN FOCUS

# STRATEGIC SUMMARY – Q3 2020

- The covid-19 impact on aviation continued in Q3 affecting operational and financial performance.
- While operations during the Q2 relied on repatriation, charter, and cargo flights – Q3 witnessed a gradual resumption of scheduled operations across a limited number of routes.
- This, combined with the strong cost control measures that Air Arabia adopted since the start of COVID-19, resulted in limiting the net loss of Q3.
- Air Arabia was able to launch operation of Air Arabia Abu Dhabi in Q3 currently serving 8 routes from Abu Dhabi International Airport.
- Today, Air Arabia serves around 40 routes across its network with limited capacity as per airport regulatory approvals during COVID-19.
- The year continues to be a challenging one for the world economy including the aviation which recovery is expected to be gradual.
- Air Arabia remains focused on taking measures to preserve liquidity, gradually resume operations where possible, and keeping business continuity as the prime focus.

# FINANCIAL REVIEW

## Q3 2020

# KEY PERFORMANCE – Q3 2020

(AED Millions)	Q3/2020	Q3/2019	Change	%
Pax (m)	0.25	2.58	-2.33	-90%
LF %	63%	82%	-18%	-23%
Revenue (m)	294	1,438	-1,144	-80%
Operating Profit / (Loss)	(59)	410	-469	-114%
Operating Profit Margin %	-20.1%	28.5%	-48.6%	
Net Profit / (Loss)	(44)	471	-515	-109%
* Pax (all hubs)	665,456	3.4 m		

# BALANCE SHEET – Q3 2020

(AED Millions)	Q3 2020	YE 2019	Change	%
<b>Assets</b>				
Non Current Assets	9,043	9,199	-156	-1.7%
Current Assets	3,757	3,615	142	4%
Total Assets	12,800	12,814	-14	-0.1%
<b>Liabilities &amp; Equity</b>				
Non Current Liabilities	5,460	4,371	1,089	25%
Current Liabilities	3,257	2,885	372	13%
Total Liabilities	8,717	7,256	1,461	20%
<b>Capital &amp; Reserves</b>				
Equity	4,083	5,558	-1,475	-27%
Total Liabilities & Equities	12,800	12,814	-14	-0.1%

# FINANCIAL REVIEW

## 9M 2020

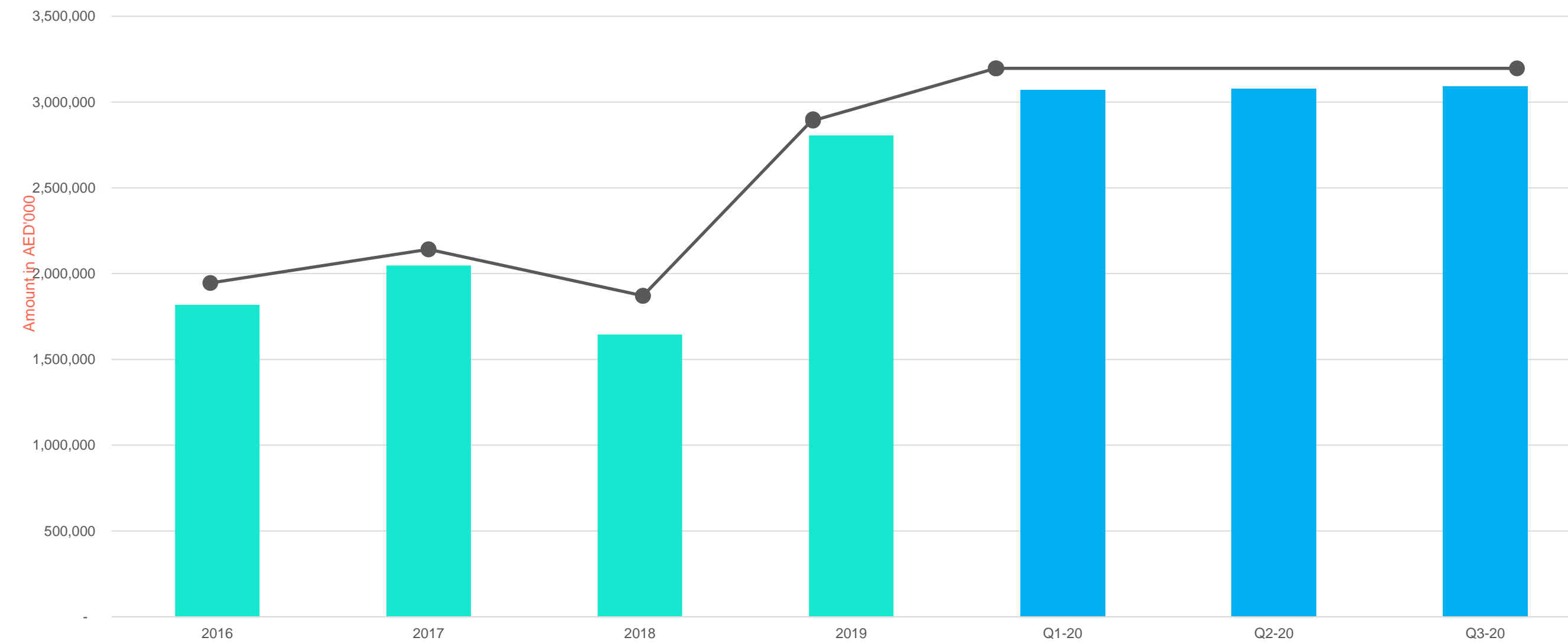
# KEY PERFORMANCE – 9M 2020

(AED Millions)	9M/2020	9M/2019	Change	%
Pax (m)	2.17	7.13	-4.96	-70%
LF %	80%	83%	-3%	-4%
Revenue (m)	1,315	3,611	-2,296	-64%
Operating Profit / (Loss)	(208)	742	-950	-128%
Operating Profit Margin %	-15.8%	20.5%	-36.4%	
Net Profit / (Loss)	(213)	809	-1,022	-126%
* Pax all hubs (m)	3.1 m	9.2 m		

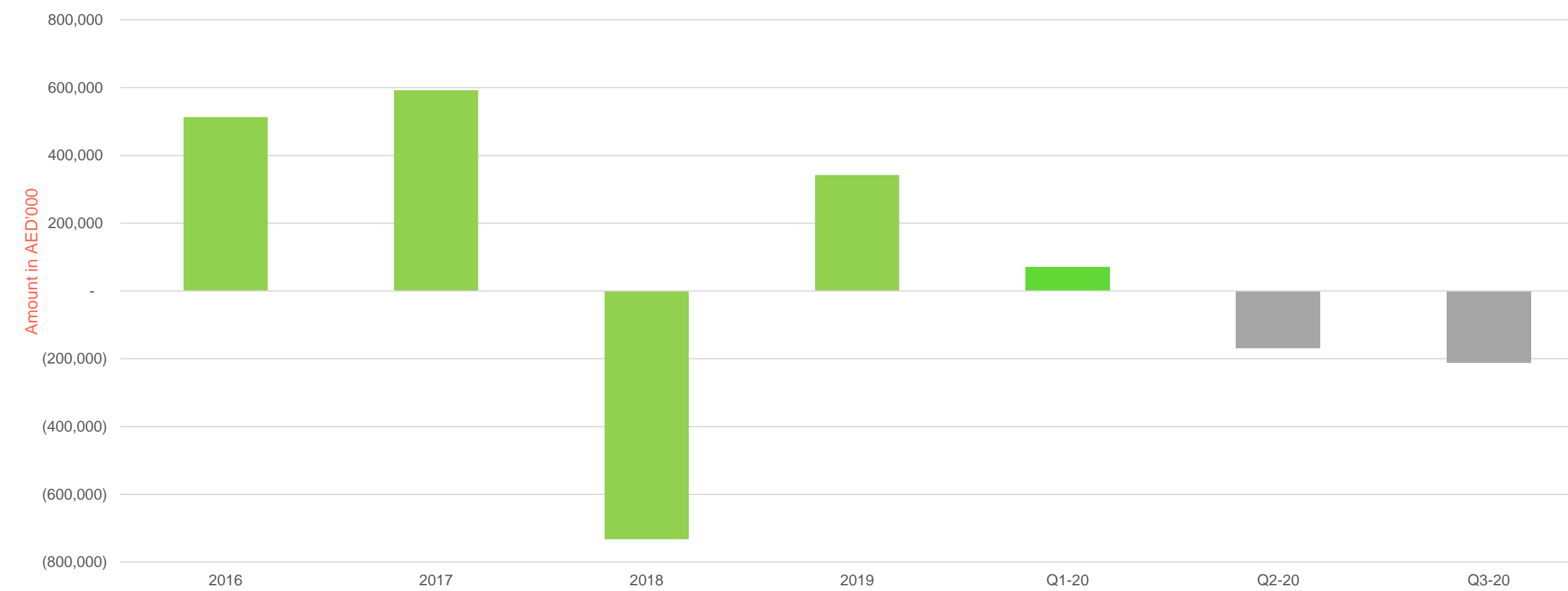


# Liquidity YTD

## Cash & Bank



## Retained Earnings



# FLEET STATUS

## Q3 2020

# CURRENT FLEET



## Airbus A320 neo

---

52 Aircraft in service

39 Sharjah Hub

09 Morocco Hub

04 Egypt Hub



## Airbus A321 neo LR

---

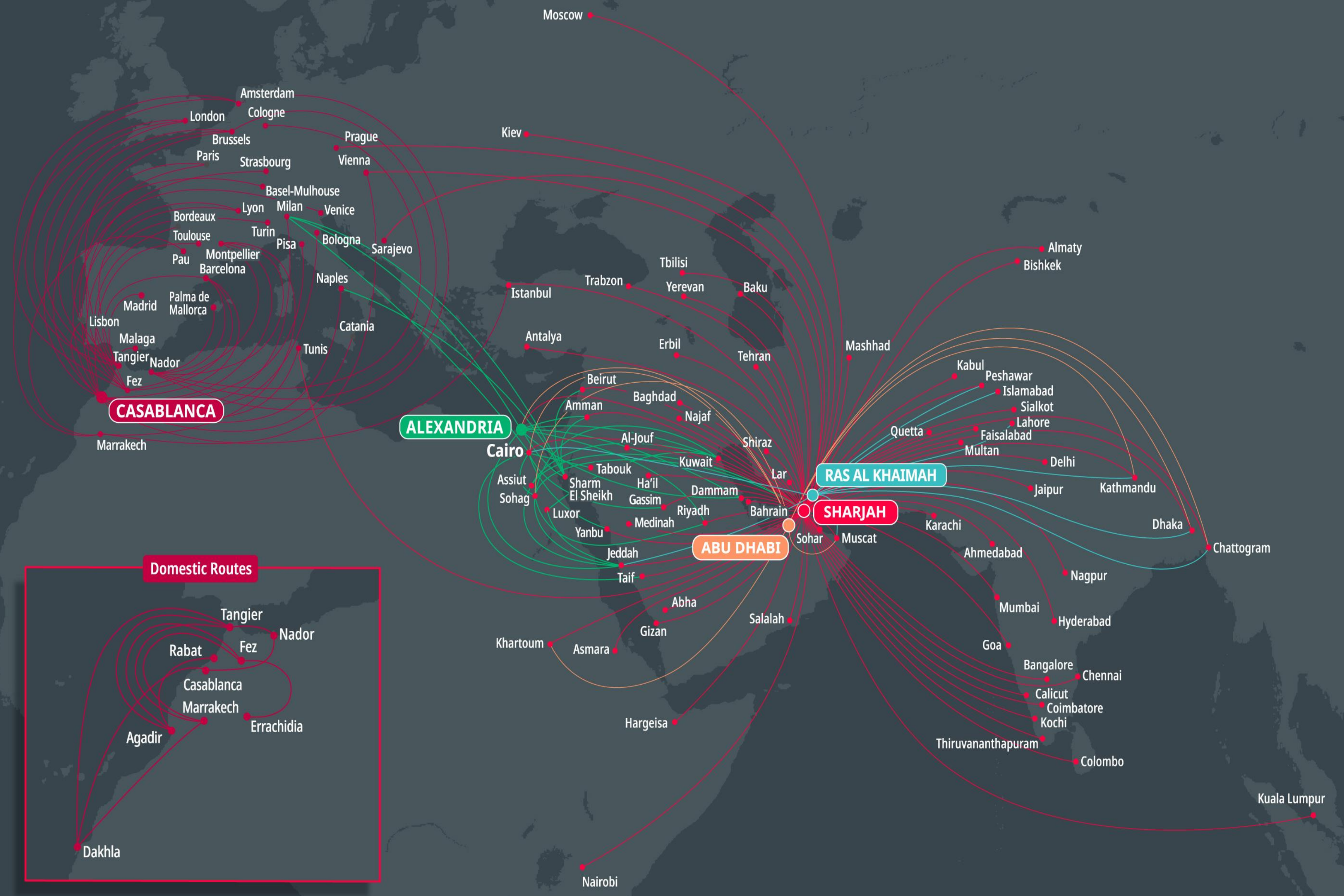
5 Aircraft in service

1 more expected in 2021

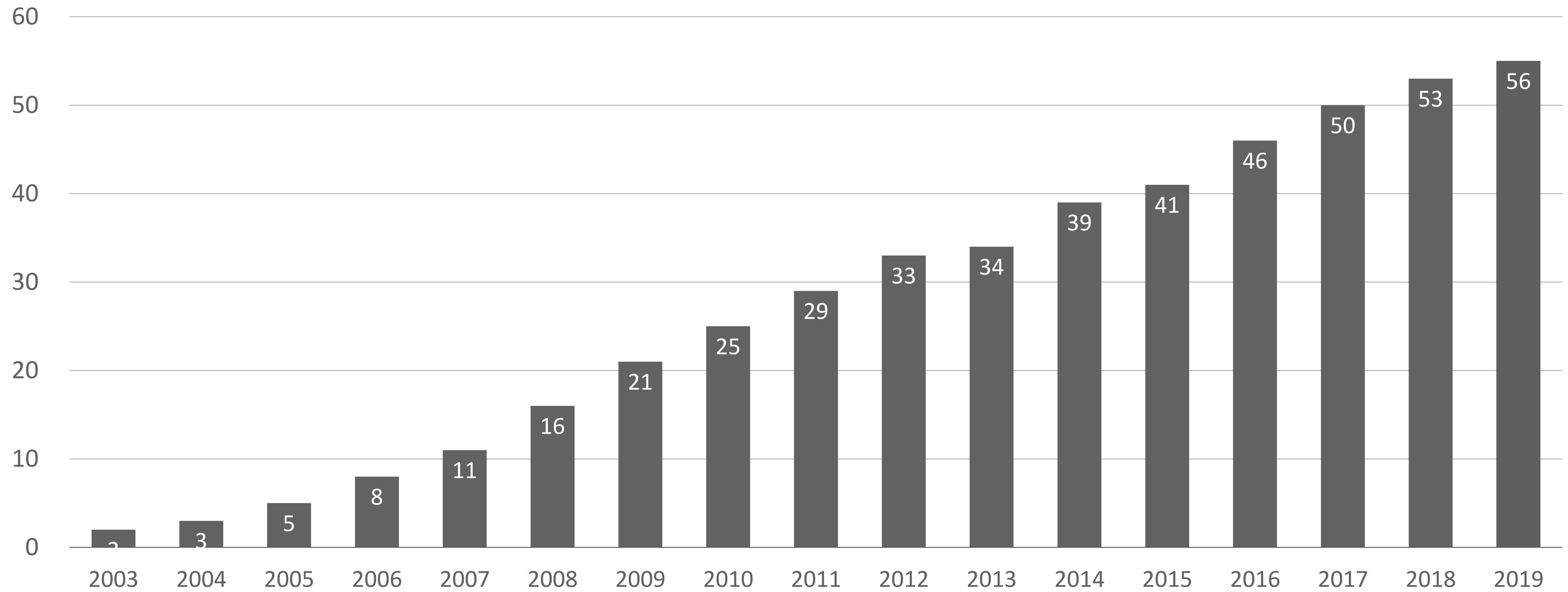
# OUTLOOK

- Continued covid-19 pandemic will have substantial impact on airlines 2020 performance.
- Long term business continuity remains top priority. Current business decisions are made to help enhance cash position and control fixed & running costs.
- Covid-19 severe economic impact is of global nature. Path to economic recovery remains unclear.
- The well being of the global aviation industry will play a crucial role in supporting economic recovery post COVID-19.

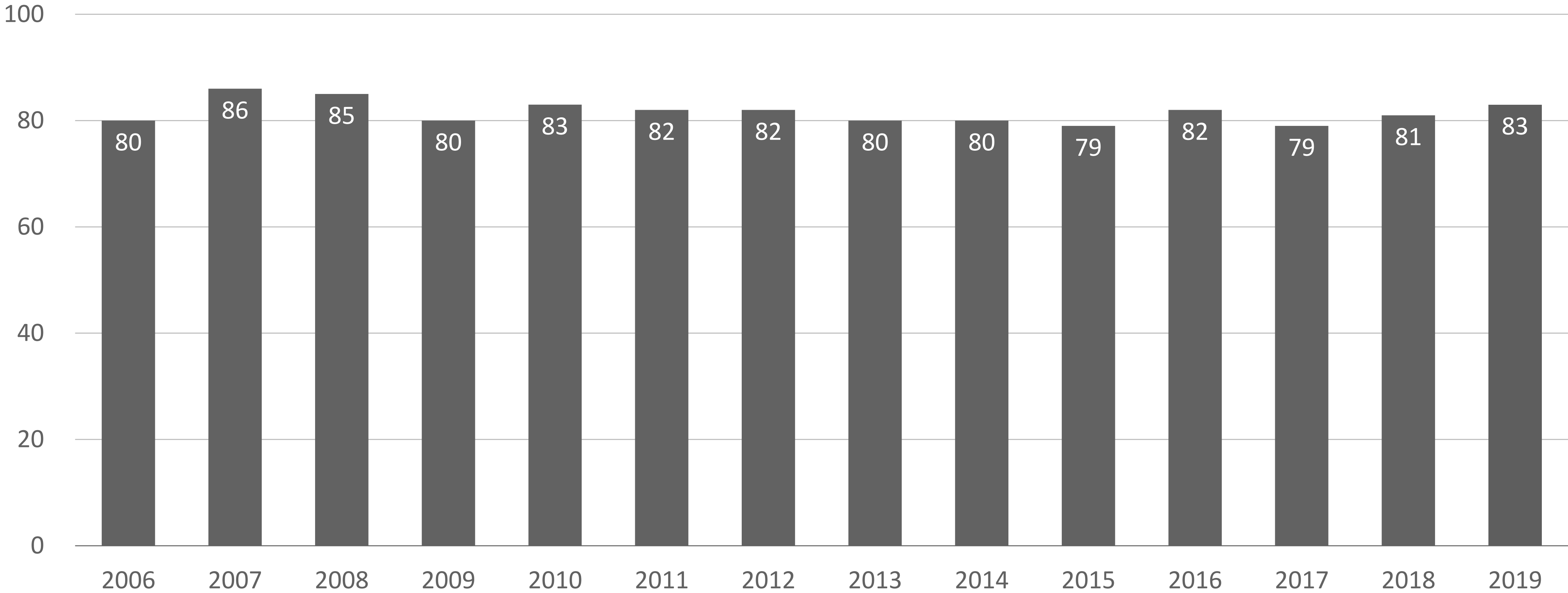
# APPENDIX



# FLEET SIZE HISTORICAL YEARLY



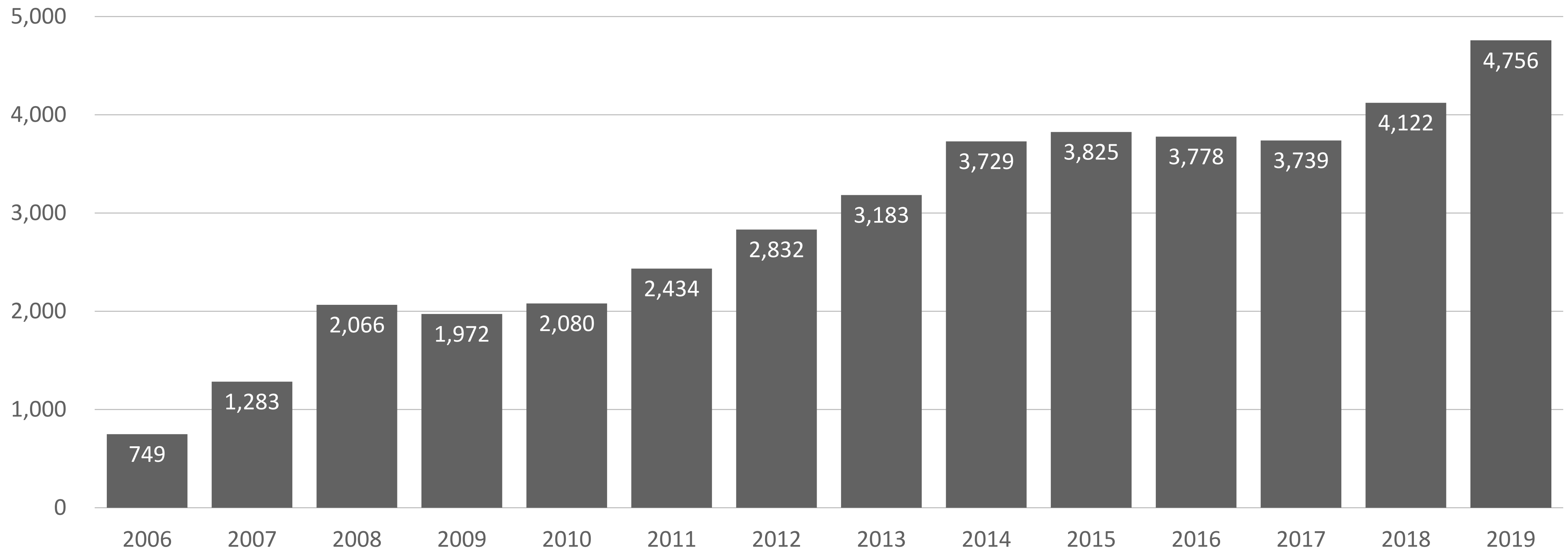
# SEAT LOAD FACTOR HISTORICAL YEARLY





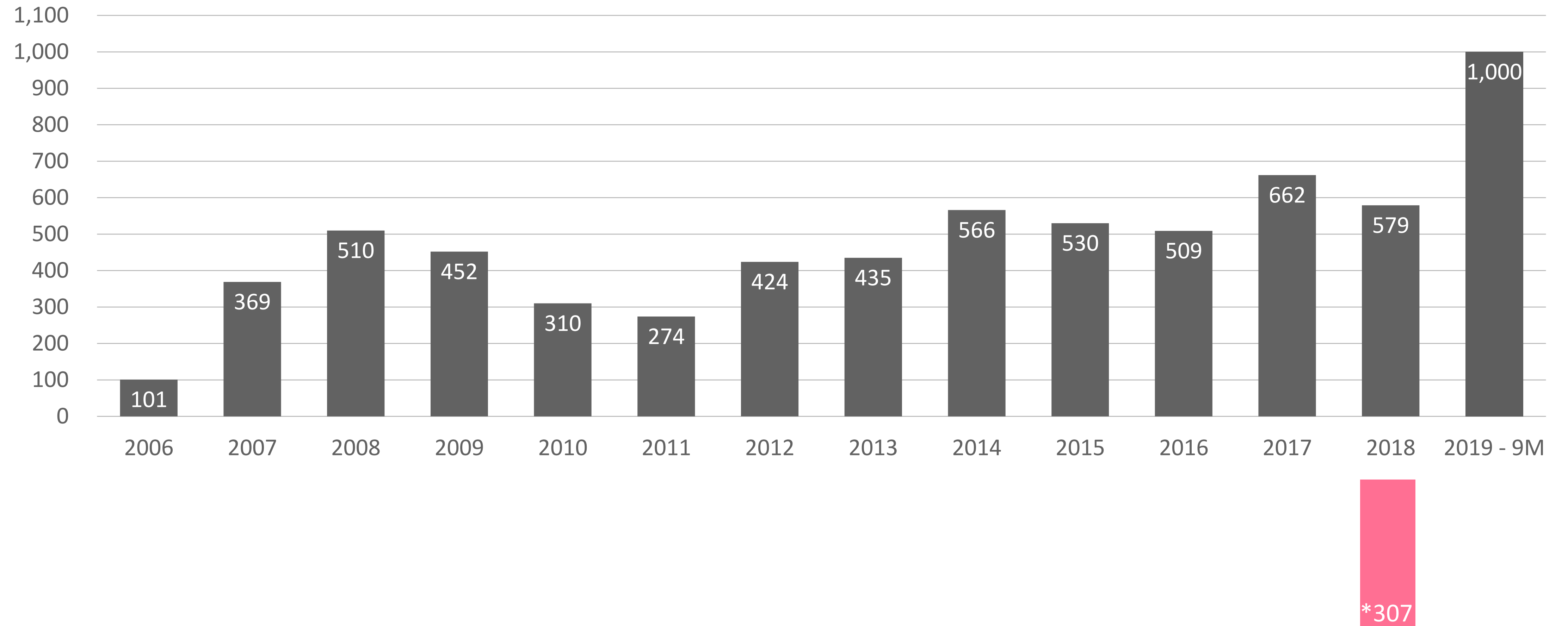
# REVENUE HISTORICAL YEARLY

IN (AED MM)



# NET PROFIT HISTORICAL YEARLY

IN (AED MM)



\*2018 reported net profit absorbed AED307 million accumulated loss following the impairment decision taken in relation to the Group's full financial exposure to Abraaj Capital.

# CORPORATE SOCIAL RESPONSIBILITY

Air Arabia’s award winning corporate social responsibility program “Charity Cloud’ provides sustainable education and healthcare initiatives in underprivileged communities across the world.

Charity Cloud built and operates over 15 schools and clinics in 12 countries and treats over 30,000 patient yearly and provides education for over 1,000 student every year.



Charity Cloud Schools	Charity Cloud Clinics
Sri Lanka	Sudan
India	Yemen
Nepal	Egypt
Turkey	Sri Lanka
Kenya	Bangladesh
Egypt	
Morocco	

# AIR ARABIA GROUP COMPANIES


**AirArabia**  
Engineering

**AirArabia**  
Simulator



# CONTACT US

 [investor-relations.airarabia.com](https://investor-relations.airarabia.com)

 +971 6 5088791

 [investorrelations@airarabia.com](mailto:investorrelations@airarabia.com)

 [www.airarabia.com](http://www.airarabia.com)

# DISCLAIMER

Information contained in this presentation is subject to change without notice, its accuracy is not guaranteed and it may not contain all material information concerning the company. Neither we nor our advisors make any representation regarding, and assume no responsibility or liability for, the accuracy or completeness of, or any errors or omissions in, any information contained herein.

In addition, the information contains projections and forward-looking statements that reflect the company's current views with respect to future events and financial performance. These views are based on current assumptions which are subject to various risks and which may change over time. No assurance can be given that future events will occur, that projections will be achieved, or that the company's assumptions are correct.

Actual results may differ materially from those projected. This presentation is strictly not to be distributed without the explicit consent of Company management under any circumstance.