




AIR ARABIA GROUP
FINANCIAL RESULTS
Q1 2019



AirArabia

COMMERCIAL DEVELOPMENTS

Q1 2019

AirArabia

Fleet Update:

Group fleet stood at 53 Airbus A320.

The 10th Airbus A320 aircraft added to Morocco hub.

Route Launched:

Casablanca – Lisbon in March.

Casablanca – Tunis in March.

Sharm El Sheikh – Amman in March.

Sharm El Sheikh – Luxor in March.

Sohag – Riyadh in February.

Total of 2.8 million passenger carried across the Group operating hubs.

Average seat load factor stood at 84%

BALANCE SHEET

AirArabia

(AED Millions)	Q1/19	YE 18
<u>Assets</u>		
Non Current Assets	8,897	8,952
Current Assets	2,693	2,466
Total Assets	11,590	11,418
<u>Liabilities & Equity</u>		
Non Current Liabilitie	4,270	4,645
Current Liabilities	2,333	2,187
Total Liabilities	6,603	6,832
<u>Capital & Reserves</u>		
Equity	4,987	4,586
Total Liabilities & Equity	11,590	11,418

FINANCIAL RESULTS

Q1 2019

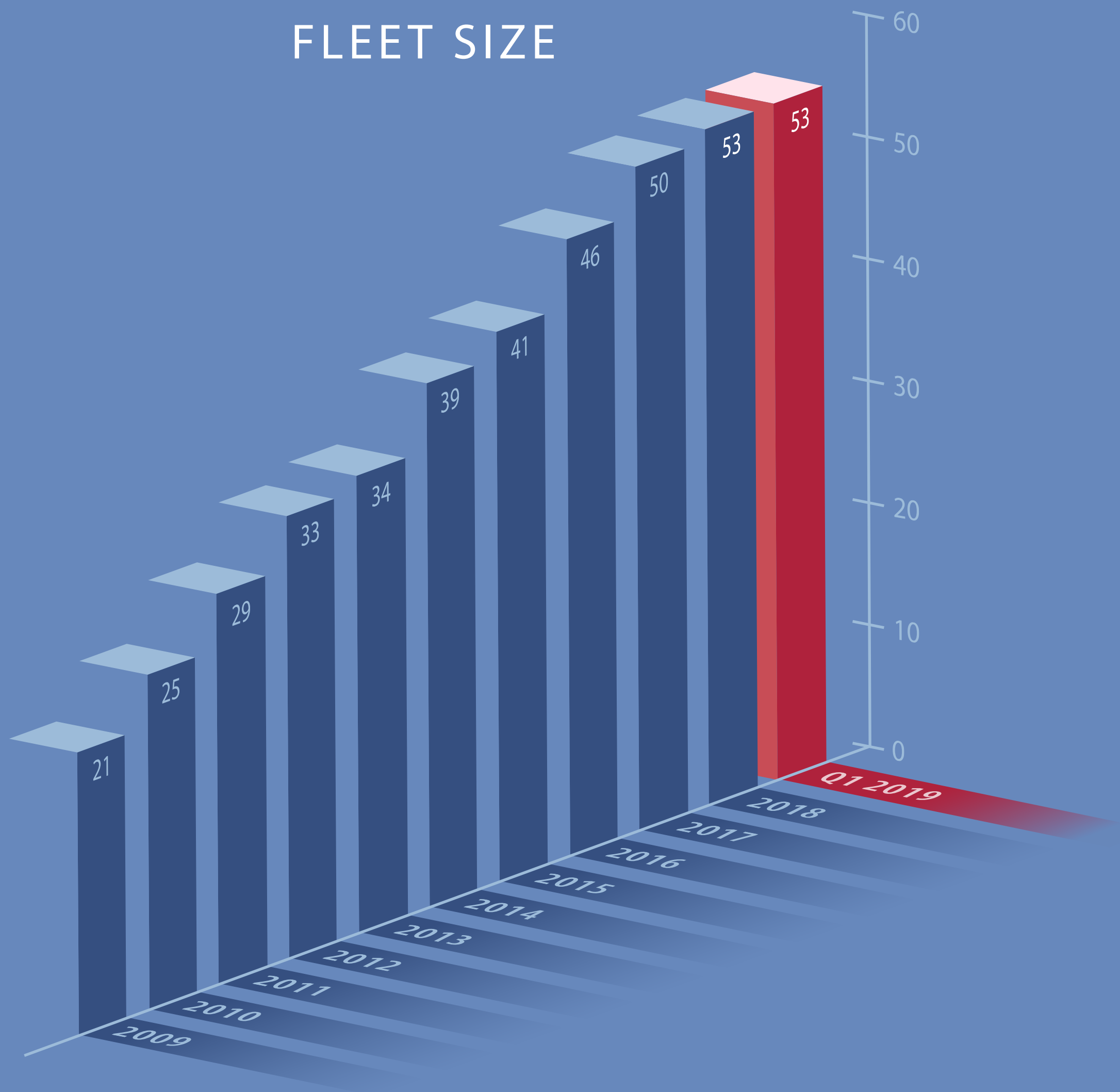
AirArabia

(AED Millions)	2019	2018	Change	%
Pax (m)	2.8	2.6	0.2	8%
LF %	84%	81%	3%	
Revenue (m)	1029	877	152	17%
Operating Profit	129	95	34	35%
Operating Profit Margin %	13%	11%	2%	
Net Profit	128	110	18	16%

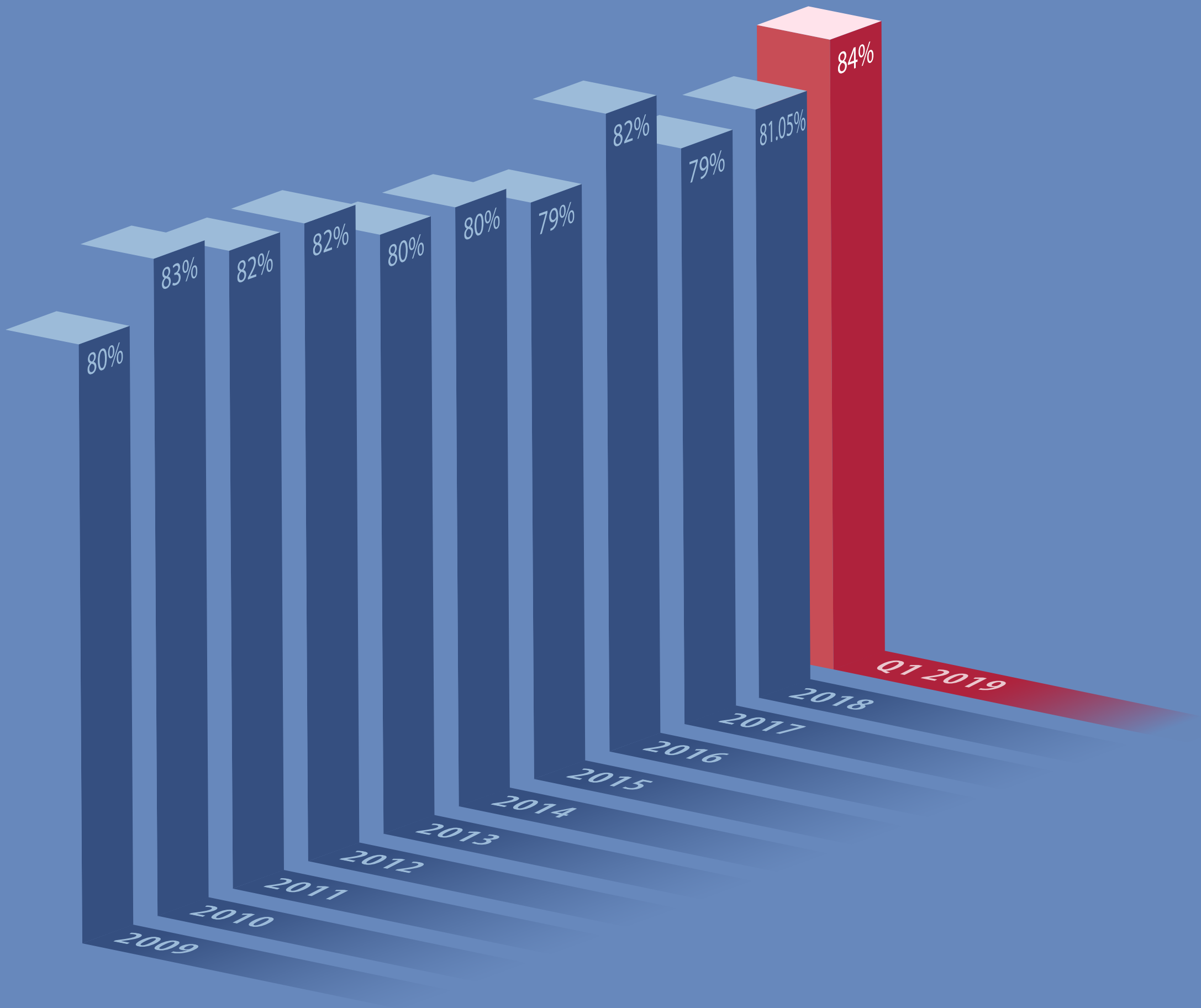
FLEET & LOAD FACTOR

AirArabia

FLEET SIZE

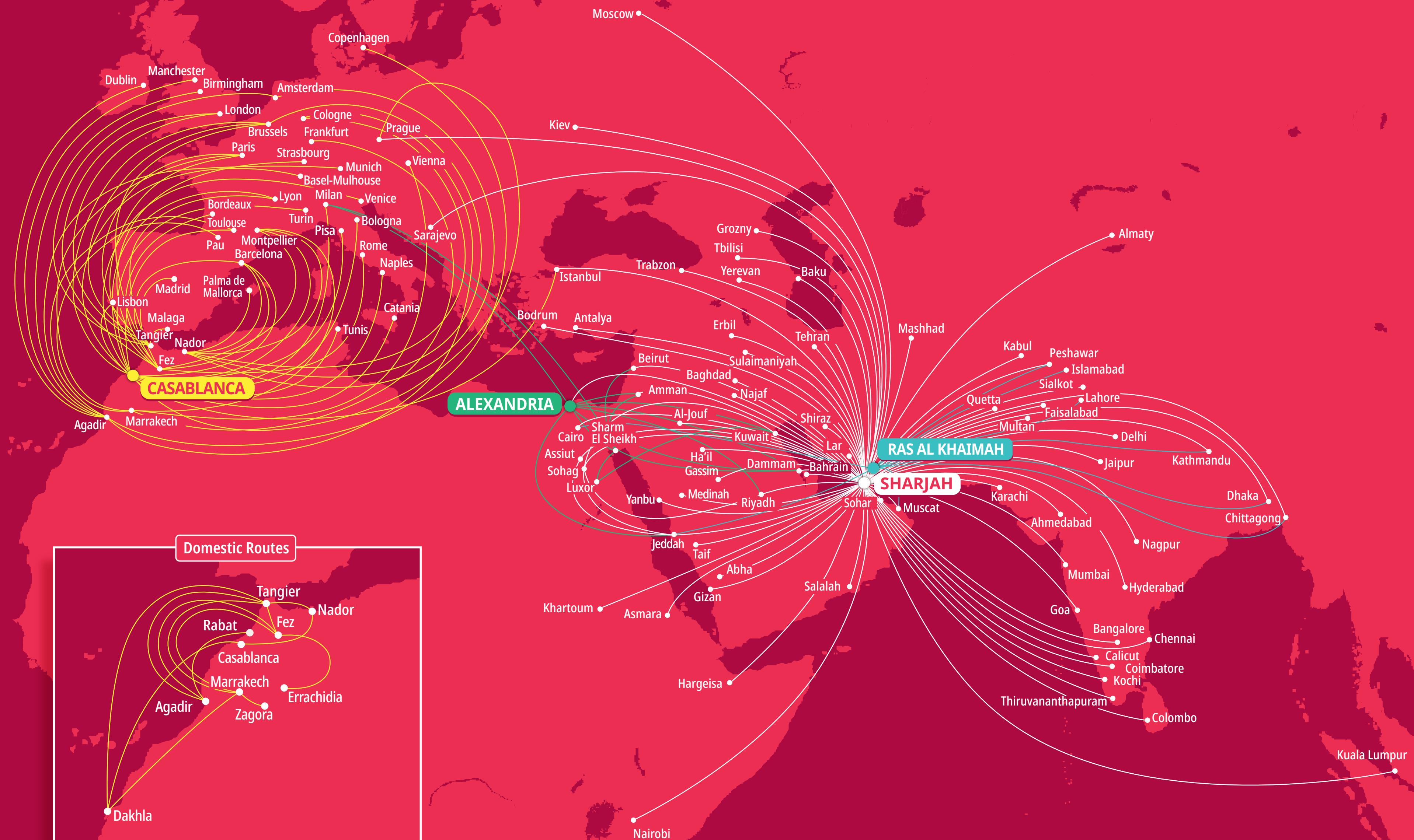


LOAD FACTOR



GLOBAL ROUTE MAP

AirArabia



CONTACT INVESTOR RELATIONS

AirArabia



Investor-relations.airarabia.com



+971 6 5088977



investorrelations@airarabia.com



www.airarabia.com

DISCLAIMER

AirArabia

Information contained in this presentation is subject to change without notice, its accuracy is not guaranteed and it may not contain all material information concerning the company. Neither we nor our advisors make any representation regarding, and assume no responsibility or liability for, the accuracy or completeness of, or any errors or omissions in, any information contained herein.

In addition, the information contains projections and forward-looking statements that reflect the company's current views with respect to future events and financial performance. These views are based on current assumptions which are subject to various risks and which may change over time. No assurance can be given that future events will occur, that projections will be achieved, or that the company's assumptions are correct.

Actual results may differ materially from those projected. This presentation is strictly not to be distributed without the explicit consent of Company management under any circumstance.