



AIR ARABIA PJSC

FINANCIAL RESULTS Q4/FULL YEAR 2017



العربية للطيران
airarabia.com

FINANCIAL RESULTS FY 2017

العربية للطيران
airarabia.com

(AED Millions)	2017	2016	Change	%
Pax (m)	8.53	8.46	0.07	1%
LF %	79%	79%	—	0%
Revenue (m)	3,739	3,778	-39	1%
Operating Profit	481	365	116	32%
Operating Profit Margin %	13%	10%		3%
Net Profit	662	509	153	30%

FINANCIAL RESULTS Q4 2017

العربية للطيران
airarabia.com

(AED Millions)	2017	2016	Change	%
Pax (m)	2.05	2.09	-0.04	2%
LF %	78%	78%	–	0%
Revenue (m)	858	814	44	5%
Operating Profit	-21	-95	74	78%
Operating Profit Margin %	-2%	-12%		9%
Net Profit	26	-33	59	177%

BALANCE SHEET FY 2017

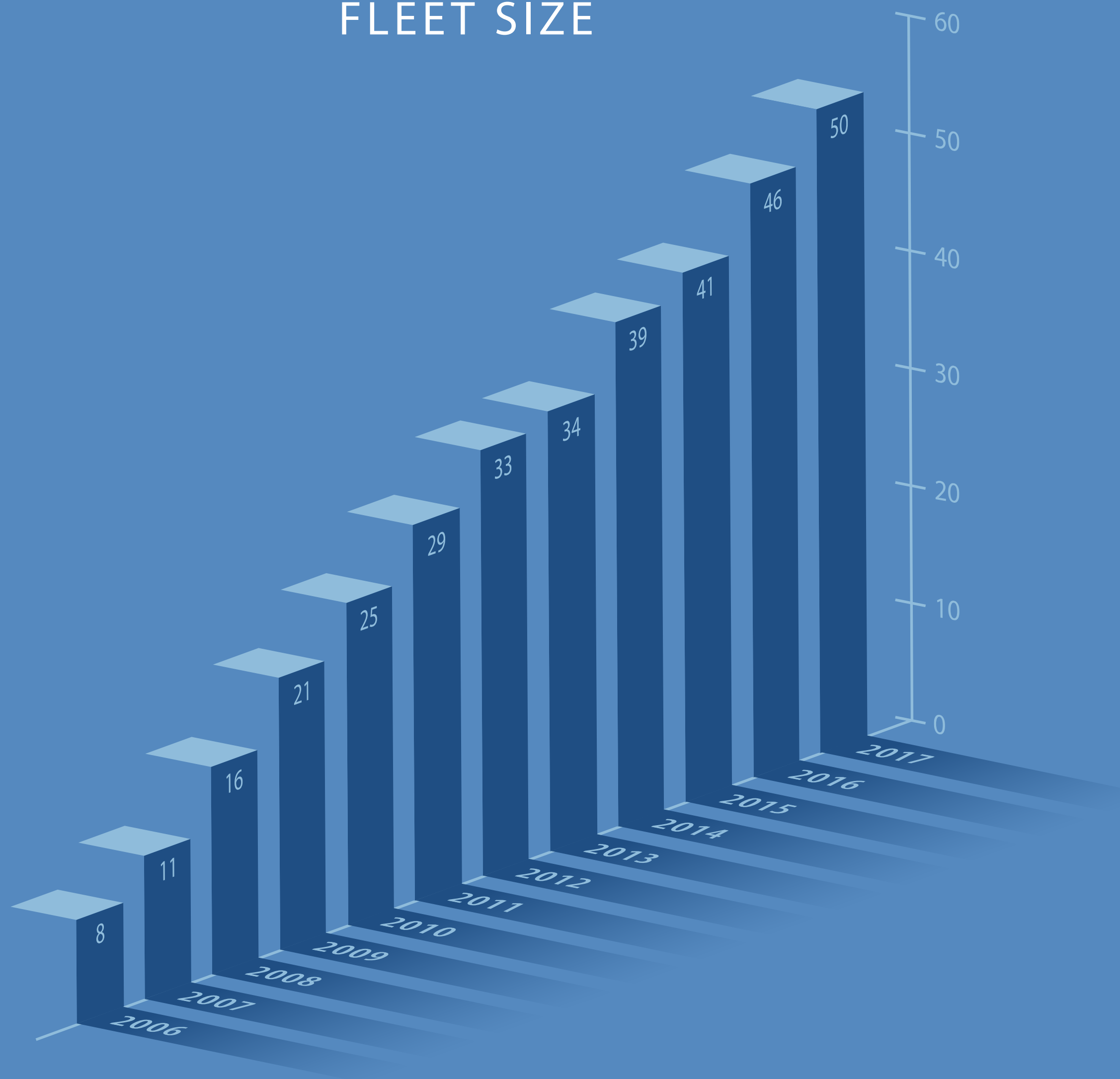
العربية للطيران
airarabia.com

(AED Millions)	2017	2016	VLV	%
<u>Assets</u>				
Non Current Assets	9,773	9,631	142	1.5
Current Assets	3,191	2,882	309	10.7
Total Assets	12,964	12,513	451	3.6
<u>Liabilities & Equity</u>				
Non Current Liabilitie	4,664	4,702	-38	-1.0
Current Liabilities	2,197	2,323	-126	-5.4
Total Liabilities	6,861	7,025	-164	-2.3
<u>Capital & Reserves</u>				
Equity	6,103	5,488	615	11.2
Total Liabilities & Equity	12,964	12,513	451	3.6

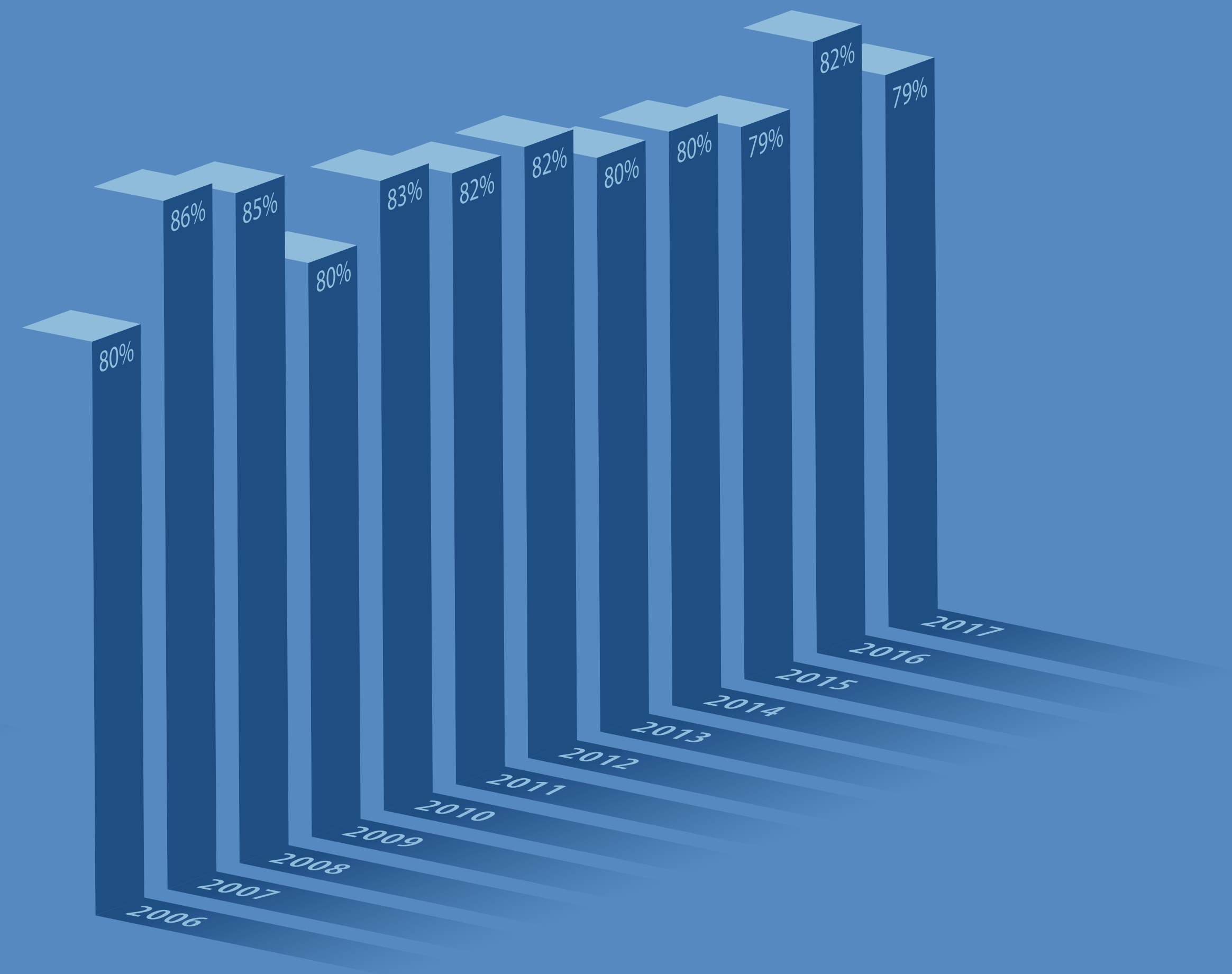
FLEET & LOAD FACTOR FY

العربية للطيران
airarabia.com

FLEET SIZE



LOAD FACTOR



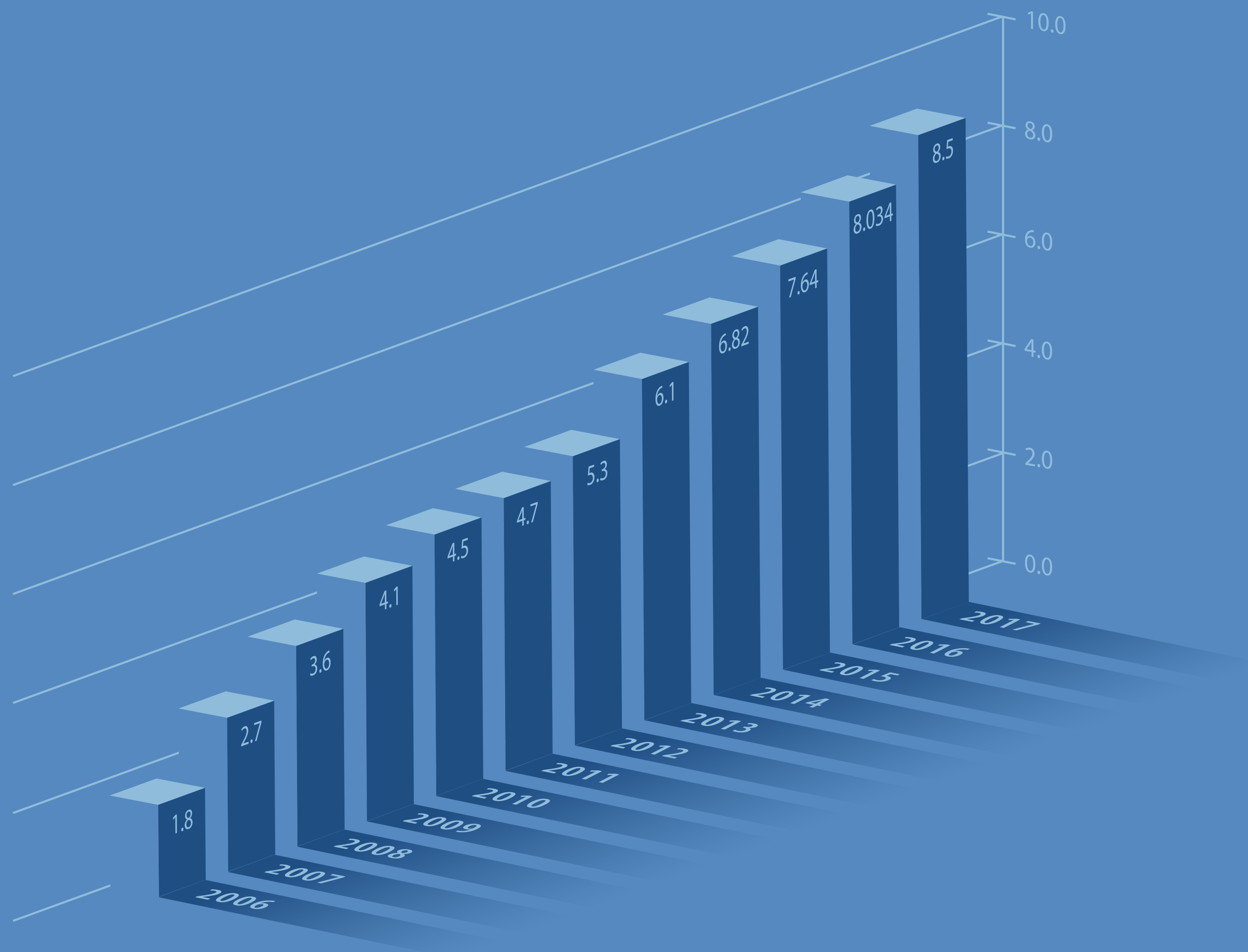
TOTAL PASSENGERS FY

(MILLIONS)

العربية للطيران
airarabia.com

ASK FY 2017 (000) 20,537,903
2016 (000) 20,543,113

ASK Q4 2017 (000) 4,994,199
2016 (000) 5,148,143



GLOBAL ROUTE MAP

العربية للطيران
airarabia.com



Hubs

Sharjah

Amman

Ras Al Khaimah


Alexandria

Casablanca

COMMERCIAL DEVELOPMENTS

FY 2017


العربية للطيران
airarabia.com



AIRCRAFT DEPLOYMENT 2017

4 New aircraft deployed (8.7% of Group fleet growth)


- 3 aircraft were deployed in Morocco hub
- 1 aircraft was deployed in Egypt hub



NEW BASES LAUNCHED 2017

Fez base in Morocco – June

Agadir base in Morocco – October



21 ROUTES LAUNCHED 2017

5 from Sharjah base

1 from Jordan base

15 from Morocco base

PLANNED DEVELOPMENTS 2018/2019


العربية للطيران
airarabia.com



AIRCRAFT DEPLOYMENT 2018

3 New aircraft deliveries (6% Fleet growth)

- 2 in Sharjah
- 1 in Egypt



AIRCRAFT DEPLOYMENT 2019

5 A321 aircraft deliveries

Longer range (7 hours)

Higher capacity (214 seats)

PLANNED DEVELOPMENTS 2018/2019

NEW ROUTES ANNOUNCED TO START OPERATION IN 2018

العربية للطيران
airarabia.com



SHARJAH HUB

Qabala in Azerbaijan
Izmir in Turkey
Bodrum in Turkey
Moscow (SVO) in Russia
Grozny in Russia



EGYPT HUB

Milan in Italy

CORPORATE SOCIAL RESPONSIBILITY



CharityCloud is Air Arabia’s corporate social responsibility (CSR) program for sustainable development with an emphasis on providing better education and healthcare for underprivileged communities. Launched in 2005, the program has built and currently operates over 15 schools and clinics spread across the Air Arabia network.

2017 PROJECTS

Initiated a school that accepts 350 students	Kenya
Charity Cloud Clinic	Sri Lanka
Charity Cloud Clinic	Bangladesh
Expanding Charity Cloud Clinic	Sudan
Equipping ER room in Children Cancer Hospital	Egypt
“Hope is a waking dream” initiative at the 57357 Children Cancer Hospital	Egypt
Initiated the Charity Cloud Education Center	Bangladesh



CONTACT INVESTOR RELATIONS

العربية للطيران
airarabia.com



Investor-relations.airarabia.com



+971 6 5088977



investorrelations@airarabia.com



www.airarabia.com

DISCLAIMER

العربية للطيران
airarabia.com

Information contained in this presentation is subject to change without notice, its accuracy is not guaranteed and it may not contain all material information concerning the company. Neither we nor our advisors make any representation regarding, and assume no responsibility or liability for, the accuracy or completeness of, or any errors or omissions in, any information contained herein.

In addition, the information contains projections and forward-looking statements that reflect the company's current views with respect to future events and financial performance. These views are based on current assumptions which are subject to various risks and which may change over time. No assurance can be given that future events will occur, that projections will be achieved, or that the company's assumptions are correct.

Actual results may differ materially from those projected. This presentation is strictly not to be distributed without the explicit consent of Company management under any circumstance.