

Air Arabia Investor Presentation Q2 2016



The Development of Air Arabia



Air Arabia - General Overview

Company Overview

- Launched in October 2003, Air Arabia was the first and is the largest low cost carrier in the Middle East and North Africa.
- 13 years of consistent growth.
- 13 year of consistent profitability.
- Initial Public offering was successfully completed in 2007.
- Operating a total fleet of 44 Airbus 320 aircraft.
- Operates out of 5 locations: Sharjah, Ras Al Khaima, Egypt, Morocco, and Jordan.
- More than 120 Destinations served.
- Financially stable with a strong balance sheet.

Business model

Leadership

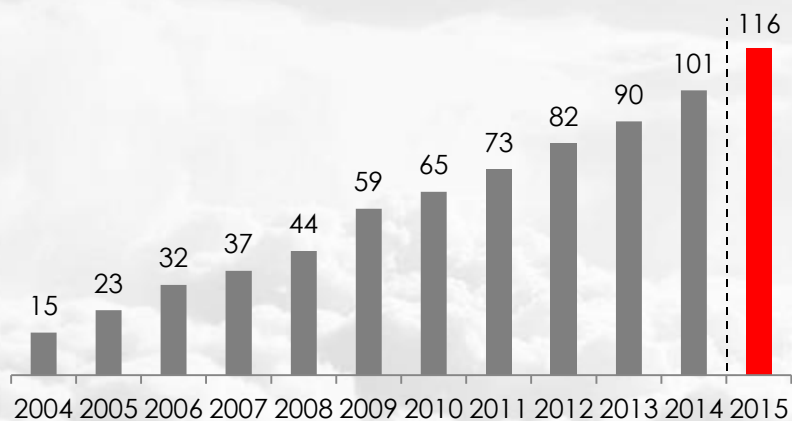
- **First mover advantage** – The first listed airline in the Arab world (DFM).
- **Truly Independent** – In Management and Strategic development.
- **Strong support at our home base** – Air Arabia is by far the largest operated in Sharjah Airport, providing commercially competitive advantages.
- **Brand Name** - one of the most recognised brand names in the MENA region.

Powerful business model

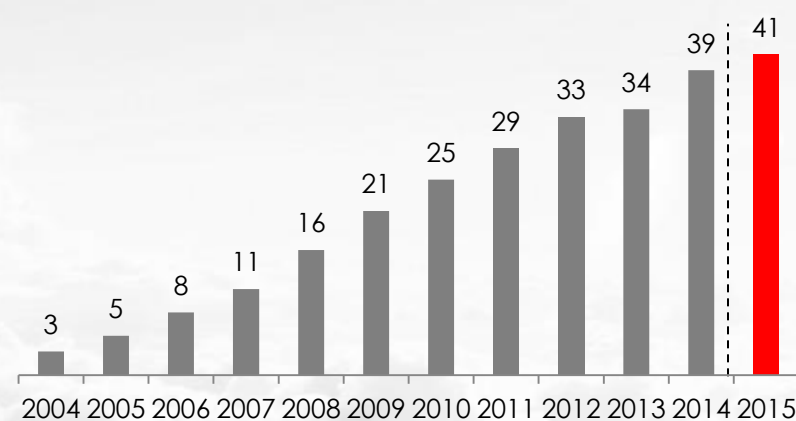
- **High Aircraft utilization** – around 15hrs a day, one of the best in the world (A 320).
- **80%+ Seat factor year round.**
- **Low cost principals** – Constantly driving our costs lower to industry leading levels.
- **Safety** – The highest operational standards.
- **Young fleet** – average age around 3 years.
- **Excellent on time performance.** Above industry average and improving
- **Best seat pitch in class** – Comfortable 32 inches.
- **Strong group support** – JV's and subsidiaries helping to drive economies of scale and profitability.

Consistent Growth

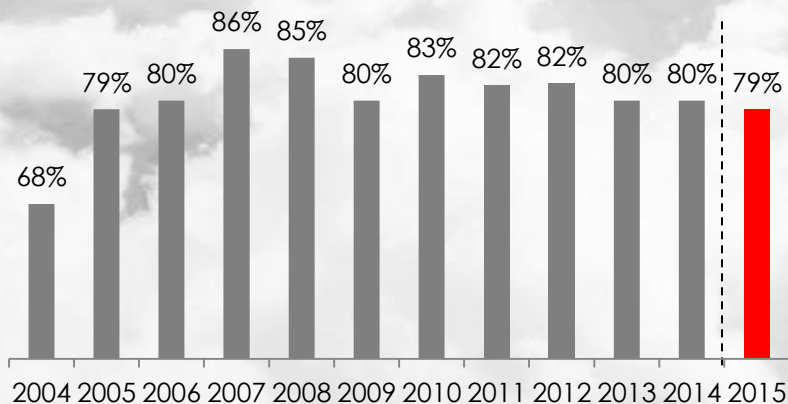
Destinations



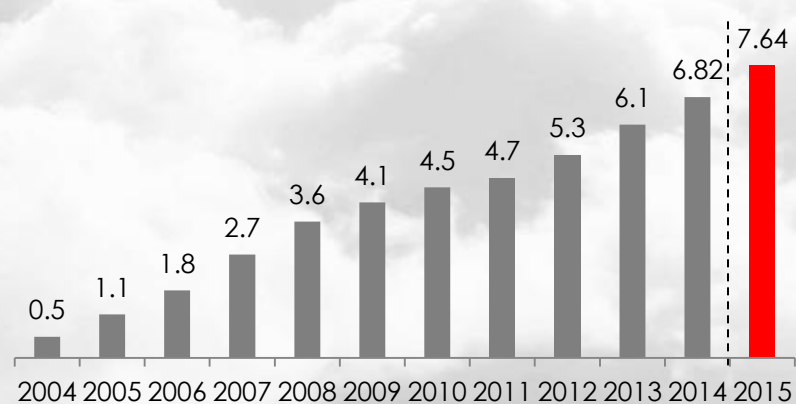
Fleet Size



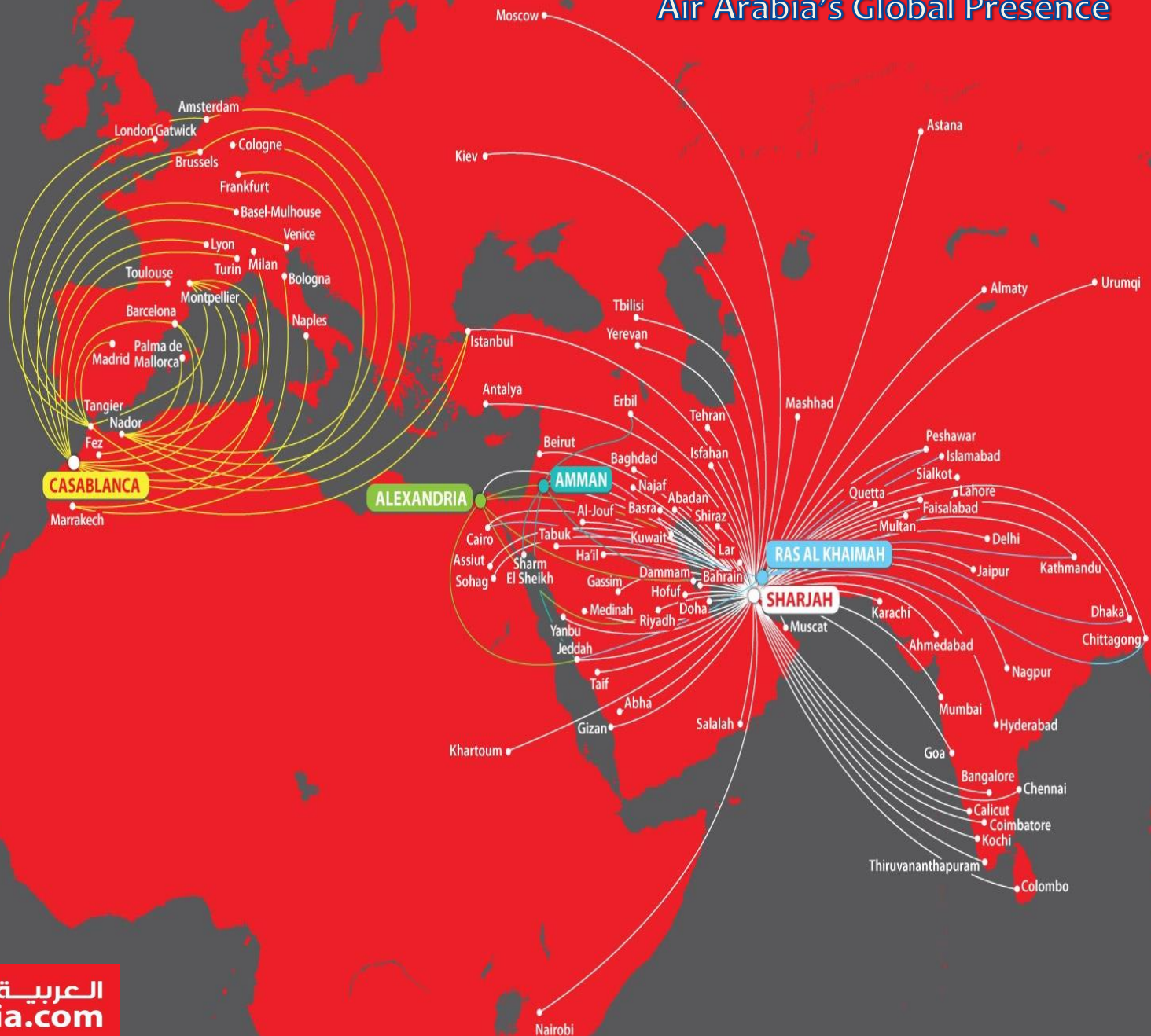
Load Factor



Total Passengers (Million)
















Air Arabia's Global Presence



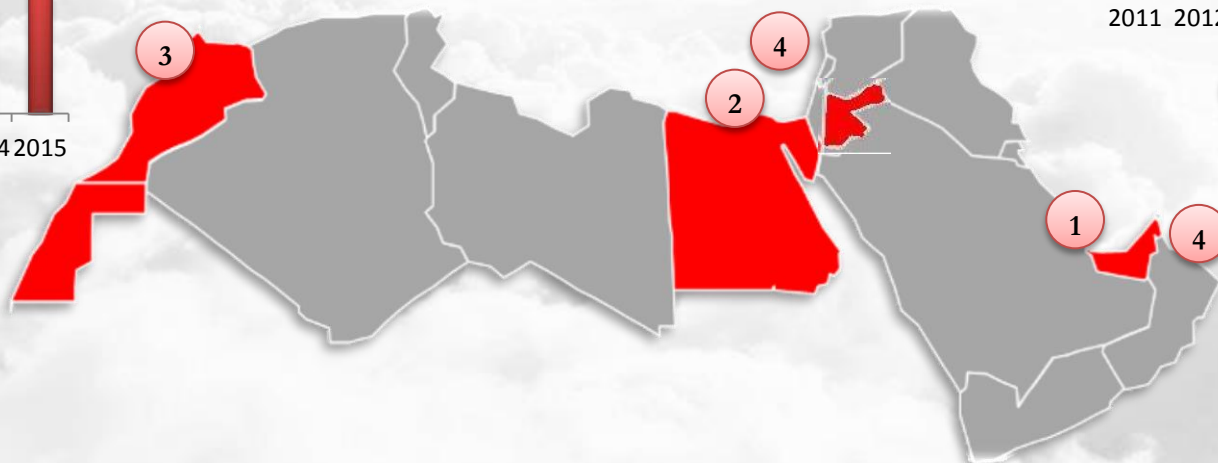
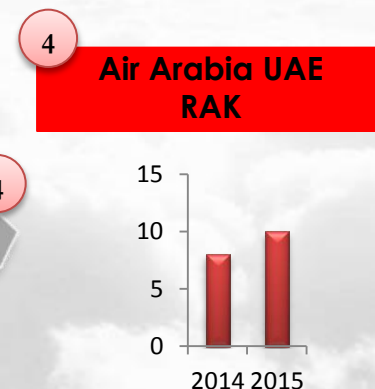

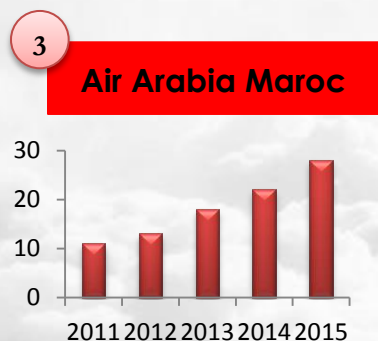
Group companies

Air Arabia (PJSC)- (DFM:AIRARABIA), consists of a group of airlines and companies offering travel and tourism services across the globe.

Industry	Companies	Ownership	Description
Airlines	 العربية للطيران airarabia.com	100%	First & Largest LCC in MENA region covering vast population spreading across Middle East and Indian Subcontinent and CIS region.
	 العربية للطيران airarabia.com المغرب maroc	41%	Morocco's leading LCC extensively covering Europe from various airports across the Kingdom with great potential to spread wings into Africa.
	 العربية للطيران airarabia.com مصر egypt	49%	Egypt's most innovative LCC, serving GCC the Middle East, Europe and Africa.
	 العربية للطيران airarabia.com الأردن jordan	49%	The latest addition to the low cost carriers industry in Jordan, with a HUB in Queen Alia International Airport and operations to the GCC, Levant, and MENA generally.
Ground Handling & MRO	 الخدمات الجوية Sharjah Aviation Services	50%	SAS is a JV with Sharjah Airport that delivers a comprehensive range of passenger, ramp and cargo handling for airline operators and airport customers.
	 العربية للطيران airarabia.com الهندسة engineering	100%	Maintenance Hangar designed to meet all MRO requirements for entire Air Arabia fleet while serving other airlines and aircraft.
Flight Operations	 العربية للطيران airarabia.com simulator	100%	Providing significant cost saving, this flight simulator facility helps Air Arabia provide world-class training for up to 400 pilots a year.
Hospitality	 CENTRO المنتجعات	100%	Both hotels perfectly situated in Sharjah and Dubai providing Air Arabia with a great expansion into hospitality.
	 alpha flight services	51%	
	 Radisson HOTELS & RESORTS	100%	JV company that supports and enhances the quality of on-board catering while servicing a niche market for catering and hospitality
	 ACTION HOSPITALITY	100%	
Tourism	 cozmo travel مقر العالم للسفرات	51%	Spread across GCC states, Cozmo Travel is a leading travel agency providing a wide range of individual and corporate travel solutions.
Technology	 ISA Accelerate Your Growth	100%	ISA is a leading IT solutions provider. ISA unique creation is the leading reservations system 'AcelAero' that is now being used by many airlines across the world.

Airline Companies

Growth in number of destinations at each Hub
























Strategic bases in key geographical locations serving regions covering a population of over 3 billion:

- ✓ Middle East
- ✓ Indian Subcontinent
- ✓ South and Central Asia
- ✓ Africa
- ✓ CIS Region
- ✓ Europe

Strong JV's and Subsidiaries

Air Arabia supporting businesses contribute strongly to the Group's bottom-line

		Stake	Revenue (AED MM)	
			FY 14	FY 15
		50%	182	 157
		51%	84	 85
		51%	66	 100
		100%	15.2	 20
		100%	42.8	 48
		100%	38	 35
		100%	17.1	 26.4

Financial Performance

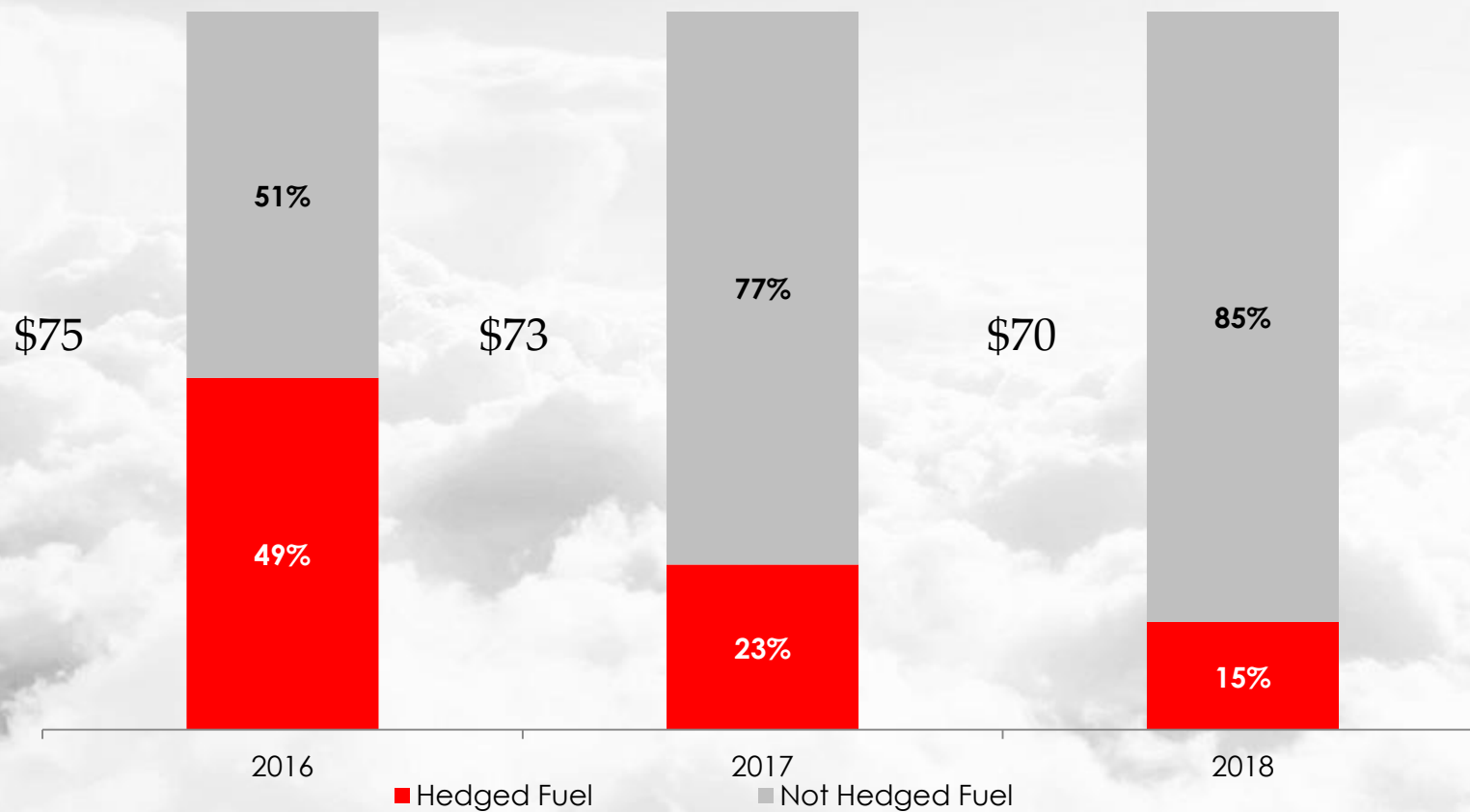


Q2 2016

العربية للطيران
airarabia.com

Quarterly Performance	Q2' 2015	Q2' 2016	% Change
Financial Highlights (AED Millions)			
TOTAL REVENUE	860	894	4%
Operating Profit	118	103	5%
Operating Profit Margin	13.7%	11.5%	-2.2 pts
NET PROFIT	152	131	-13.8%
Operational Highlights			
NUMBER OF PAX CARRIED (Millions)	1.8	2.01	11.6%
AVERAGE LOAD FACTOR	79.6%	78.3%	-1.3 pts

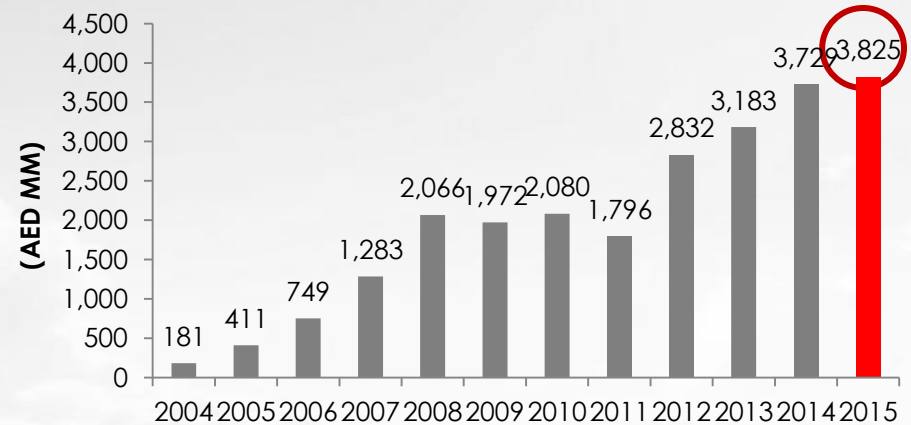
Fuel Hedging positions



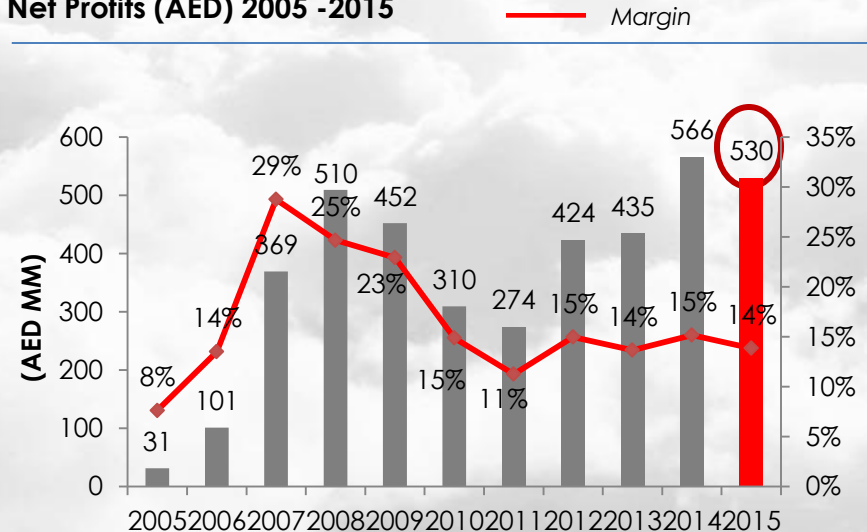
FY 2015

- 2015 saw the addition of 6 new A320s added to the fleet
- The number of passengers carried for the year 2015 increased by 12% compared to previous year with Air Arabia carrying 7.64 million passengers.
- Global network grew in 2015 to reach 121 routes from 5 hubs.
- Air Arabia distributed 9% cash dividends for the year 2015.
- Operational performance and operational margins continue to reflect healthy and efficient management.

Revenues (AED) 2004-2015



Net Profits (AED) 2005 -2015



Annual Operating Statistics

(Figures in AED)	2004	2005	2006	2007	2008	2009	2010	2011	2012	2013	2014	2015
Number of Aircrafts	3	5	8	11	16	21	25	29	33	34	39	41
Average Aircrafts	3.0	4.9	6.0	9.5	14.5	17.0	23.0	27.5	30.0	31.0	35.0	40.0
Destinations	15	23	32	37	44	45	65	69	82	90	100	116
Number of Pax (Millions)	0.5	1.1	1.8	2.7	3.6	4.1	4.5	4.7	5.3	6.1	6.8	7.6
RPK (Billions)	1.2	2.5	3.7	5.0	7.1	8.5	9.2	9.2	9.6	10.8	13.8	13.8
ASK (Billions)	1.8	3.2	4.7	5.8	8.3	10.5	11.0	11.7	13.0	15.2	17.0	17.0
Average Load Factor	68%	79%	80%	86%	85%	80%	83%	82%	82%	80%	81%	79%

Corporate Social Responsibility

العربية للطيران
airarabia.com

Charity Cloud Program

Air Arabia's initiative for sustainable development started in 2005 and currently runs schools and medical centres across: Sudan, Sri Lanka, India, Nepal, Yemen, Turkey, Egypt and Bangladesh – providing education and health care to thousands.



Air Arabia Sports Adventure

Community Initiative launched in 2007 to help sporting individuals and teams to achieve their sporting dreams, these included:

- Air Arabia World Sailing Endurance Challenge 2007
- Bahrain Team Air Arabia –World Sailing Competition 2008
- Air Arabia Sailing Adventure 2010
- Air Arabia Para-Gliding Challenge 2011
- Team Air Arabia 2012 – World Cycling Challenge



Disclaimer

Information contained in this presentation is subject to change without notice, its accuracy is not guaranteed and it may not contain all material information concerning the company. Neither we nor our advisors make any representation regarding, and assume no responsibility or liability for, the accuracy or completeness of, or any errors or omissions in, any information contained herein.

In addition, the information contains projections and forward-looking statements that reflect the company's current views with respect to future events and financial performance. These views are based on current assumptions which are subject to various risks and which may change over time. No assurance can be given that future events will occur, that projections will be achieved, or that the company's assumptions are correct. Actual results may differ materially from those projected.

This presentation is strictly not to be distributed without the explicit consent of Company management under any circumstance.

Contact Us

For full financials and further information:

investor-relations.airarabia.com

Tel: +971.6.5088977

Email: investorrelations@airarabia.com