

AirArabia



RESULTS PRESENTATION

Q1 2026

Q1 2026 IN FOCUS

STRATEGIC SUMMARY – Q1 2026

AED 1.8B

Revenue

+1% YoY

AED 278M

Net Profit

Despite disruptions

4.7M

Passengers

Across all hubs

86.4%

Seat Load Factor

+2pp YoY — record

● Resilience

Delivered solid results despite temporary airspace closures and reduced capacity in March due to regional conflict.

● Recognition

Listed among Forbes Middle East's Top 100 Most Valuable Companies 2026 — affirming continued financial strength.

● Efficiency

Maintained disciplined cost control and operational efficiency throughout a challenging geopolitical environment.

● ESG

Advanced commitments through external limited assurance of the Group's 2025 ESG Report under ISAE 3000 standards.

AirArabia

FINANCIAL REVIEW

Q1 2026

KEY PERFORMANCE – Q1 2026

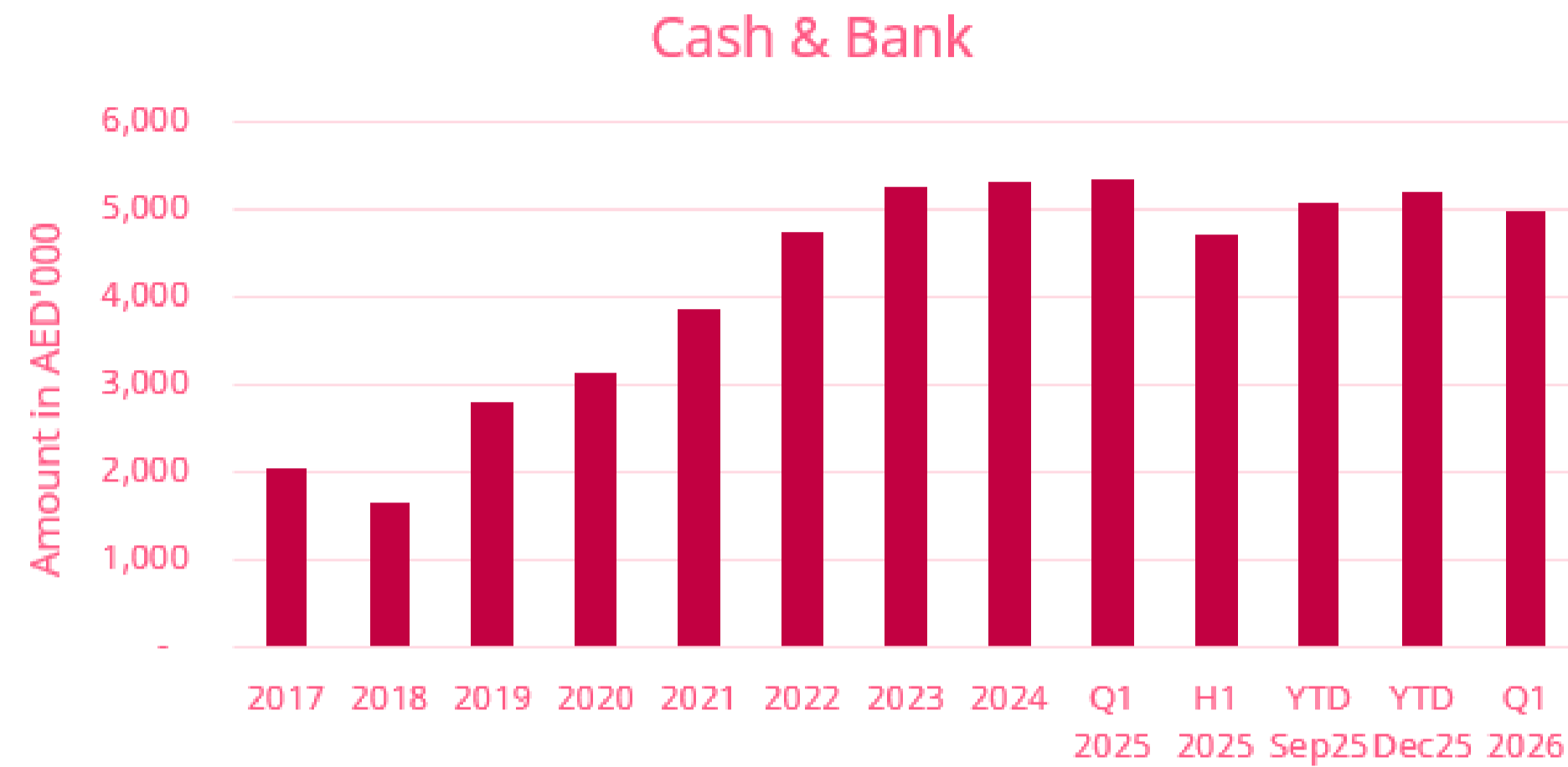
(AED Millions)	Q1 2026	Q1 2025	Change	%
Pax (m)	2.68	3.03	(0.3)	(11%)
LF %	86.4%	85.6%	1%	1%
Revenue (m)	1,800.4	1,779.3	21.2	1%
Operating Profit / (Loss)	302	372.7	(70.7)	(19%)
Operating Profit / (Loss) Margin %	17%	21%	(4%)	(20%)
Net Profit / (Loss)	278.1	355.4	(77.2)	(22%)
* Pax (all hubs)	4,704,003	4,927,433		

BALANCE SHEET – Q1 2026

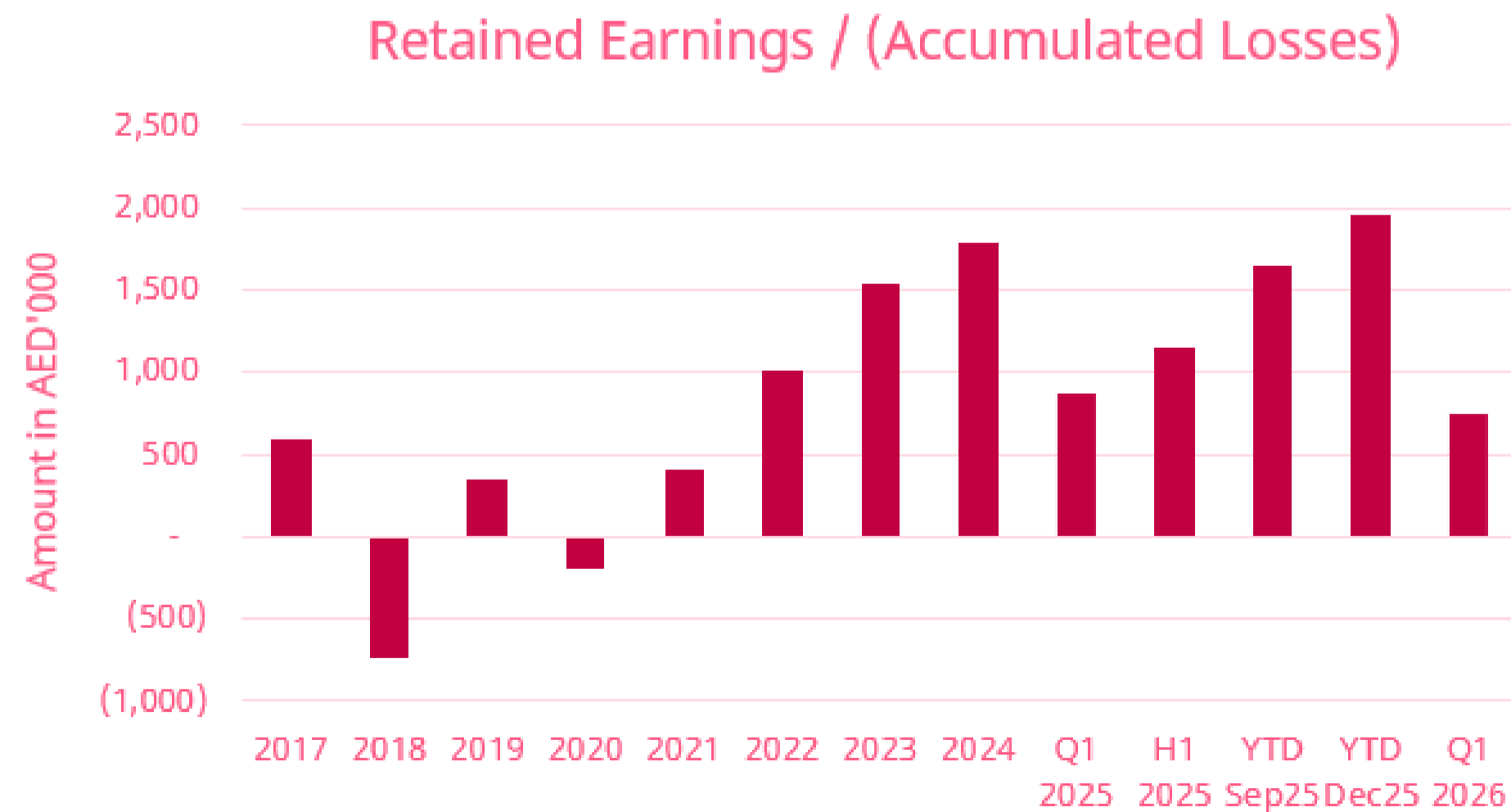
(AED Millions)	Q1 2025	YE 2025	Change	%
Assets				
Non-Current Assets	11,995	11,507	488	4%
Current Assets	6,236	6,192	44	0.7%
Total Assets	18,231	17,699	532	3%
Liabilities & Equity				
Non-Current Liabilities	3,886	3,632	254	7%
Current Liabilities	6,785	5,657	1,128	20%
Total Liabilities	10,671	9,289	1,382	15%
Capital & Reserves				
Equity	7,560	8,410	(850)	(10%)
Total Liabilities & Equities	18,231	17,699	532	3%

CASH GENERATION

Cash & Bank



Retained Earnings /
(Accumulated Losses)



FLEET STATUS

Q1 2026

CURRENT FLEET



Airbus A320ceo
76 Aircraft in service

Airbus A320neo
5 Aircraft in service

Airbus A321ceo
3 Aircraft in service

Airbus A321neo
6 Aircraft in service

Current Fleet Allocation

Sharjah 54 Ras Al Khaimah 2 Abu Dhabi 12 Morocco 10 Egypt 4 Pakistan 8

**New aircraft are expected to join the fleet gradually as part of the existing Airbus order, which includes 120 A320 Family aircraft.*

OUTLOOK

Geopolitical Risk

Continued regional and global uncertainty expected to impact operations. The airline remains vigilant and agile in navigating rapidly changing conditions.

Industry Headwinds

The overall sector remains exposed to fuel price volatility, inflationary pressures, and ongoing supply chain and logistics constraints.

Fleet Expansion

Additional aircraft are scheduled for delivery throughout the year as part of the existing Airbus order book — extending network capacity.

Growth Plans Intact

Multi-hub growth strategy remains in effect, reflecting the resilience and strength of our diversified business model.

Operational Focus

Continued emphasis on cost optimisation, operational efficiency, and customer experience enhancement across all hubs.

Confidence in Recovery

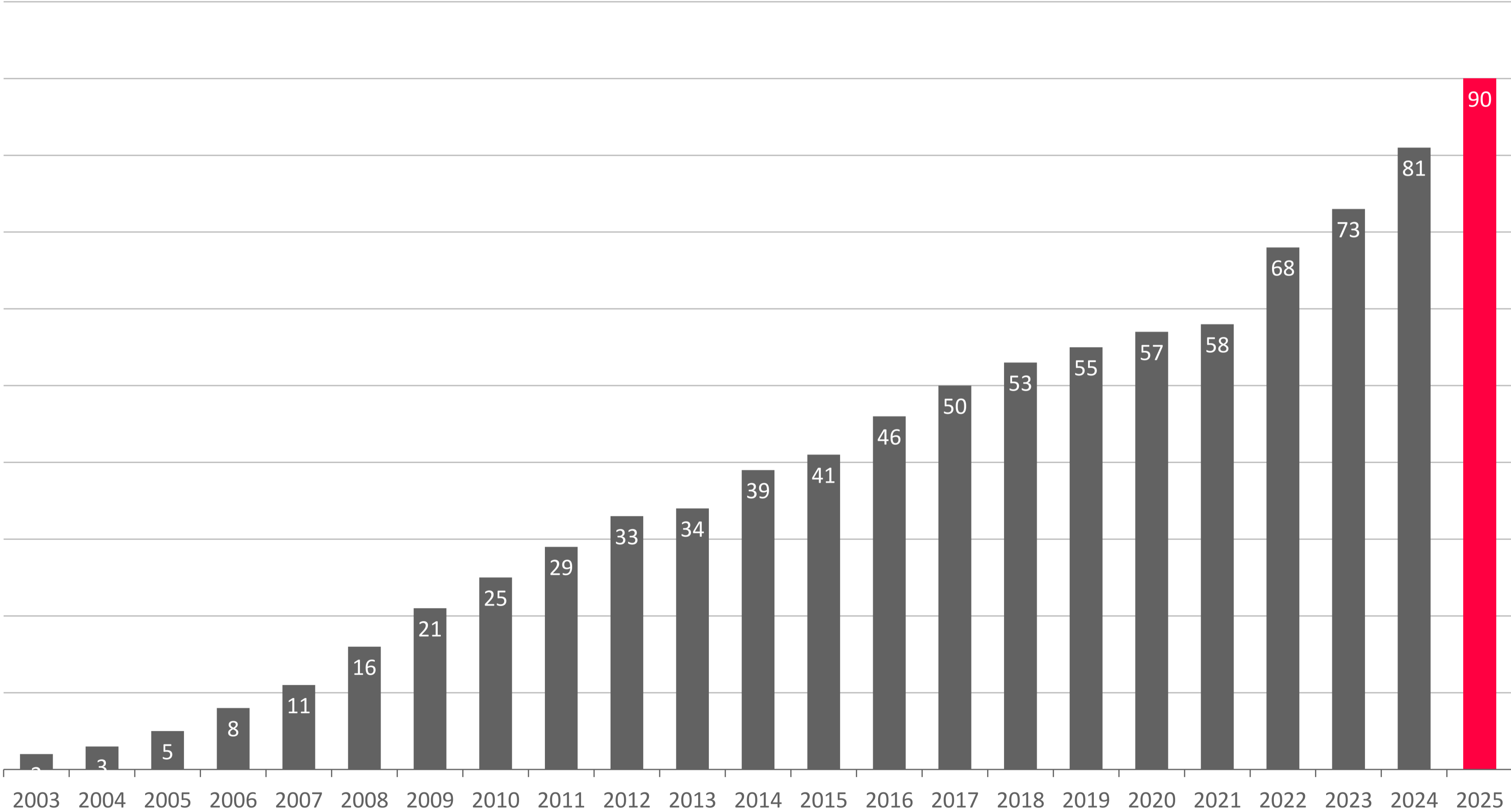
Confident in the strength of local and regional economies we serve. We will continue to navigate this environment with discipline and agility.

APPENDIX

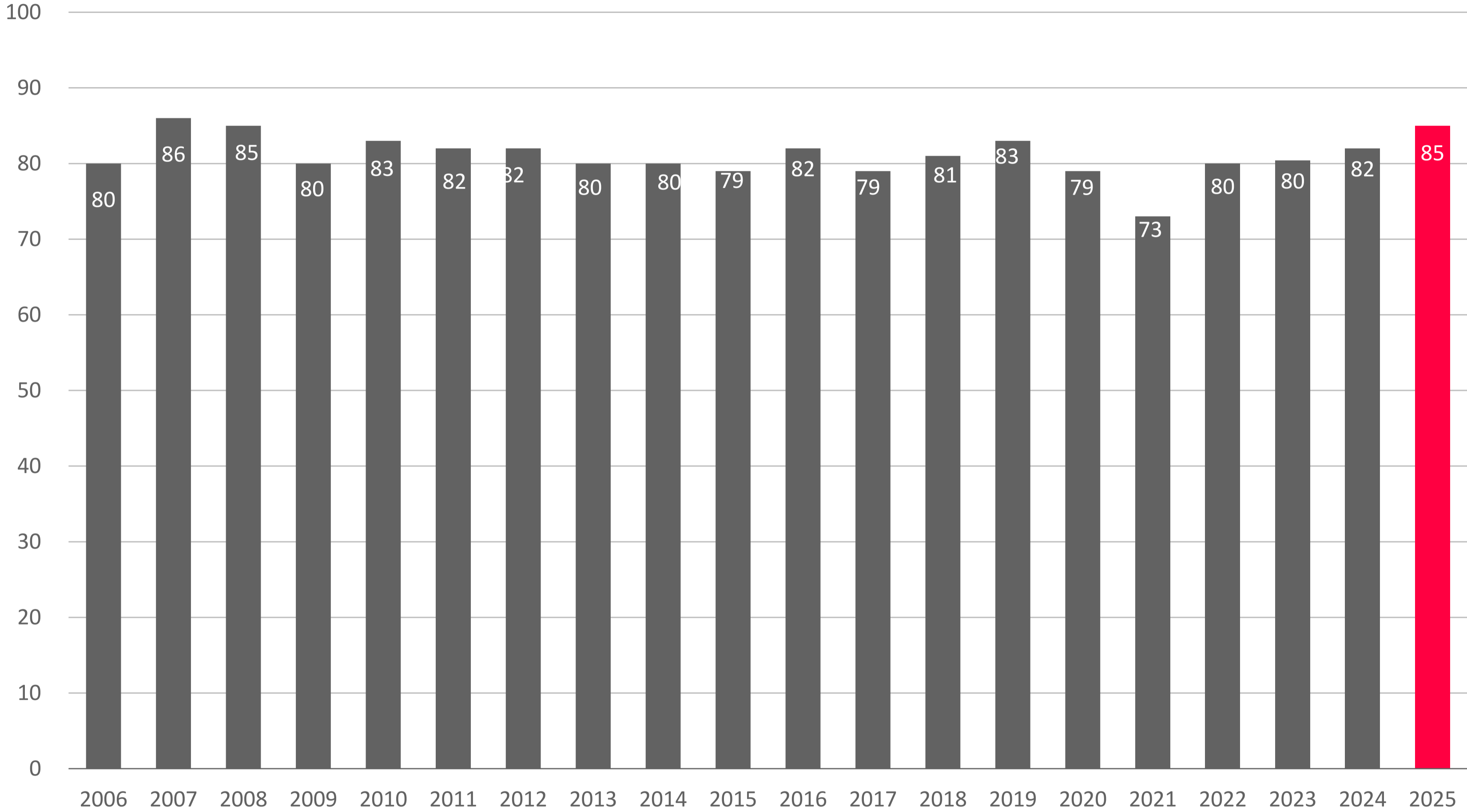


AirArabia

FLEET SIZE HISTORICAL YEARLY

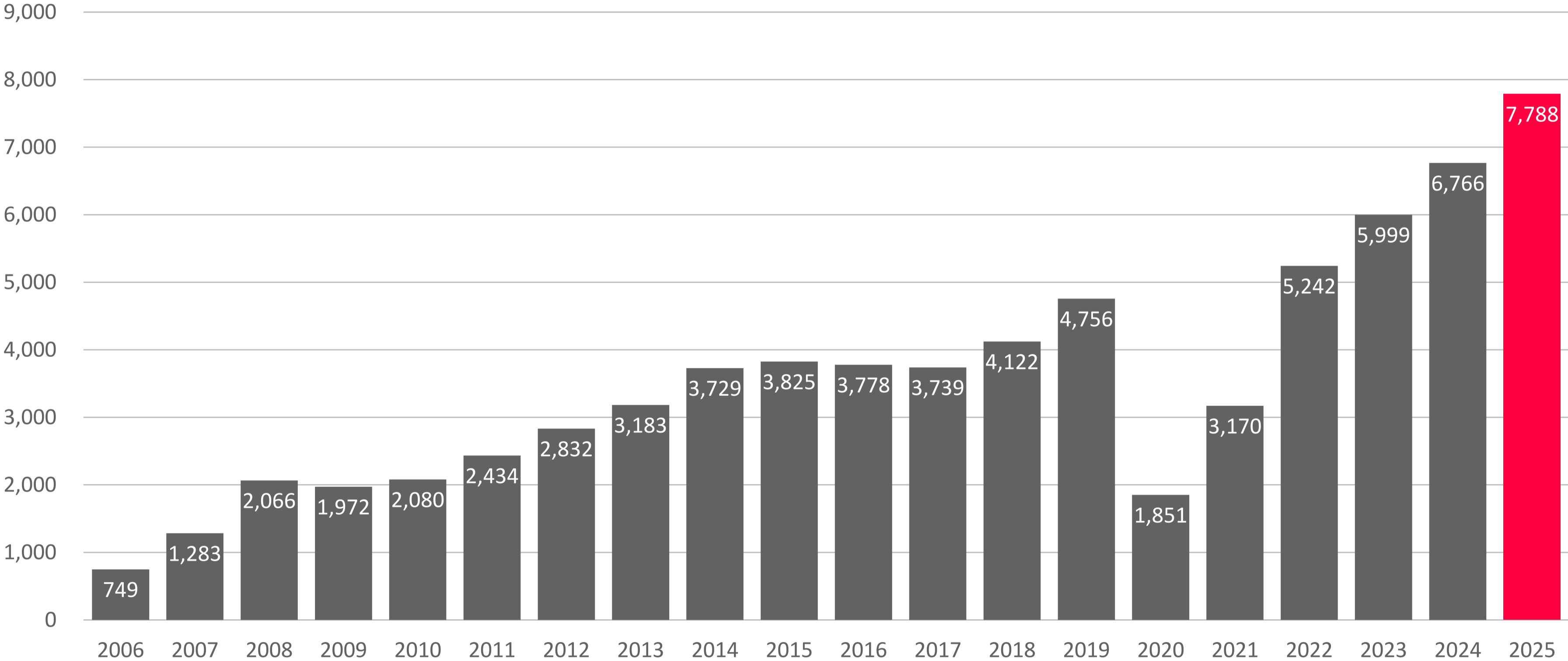


SEAT LOAD FACTOR HISTORICAL YEARLY



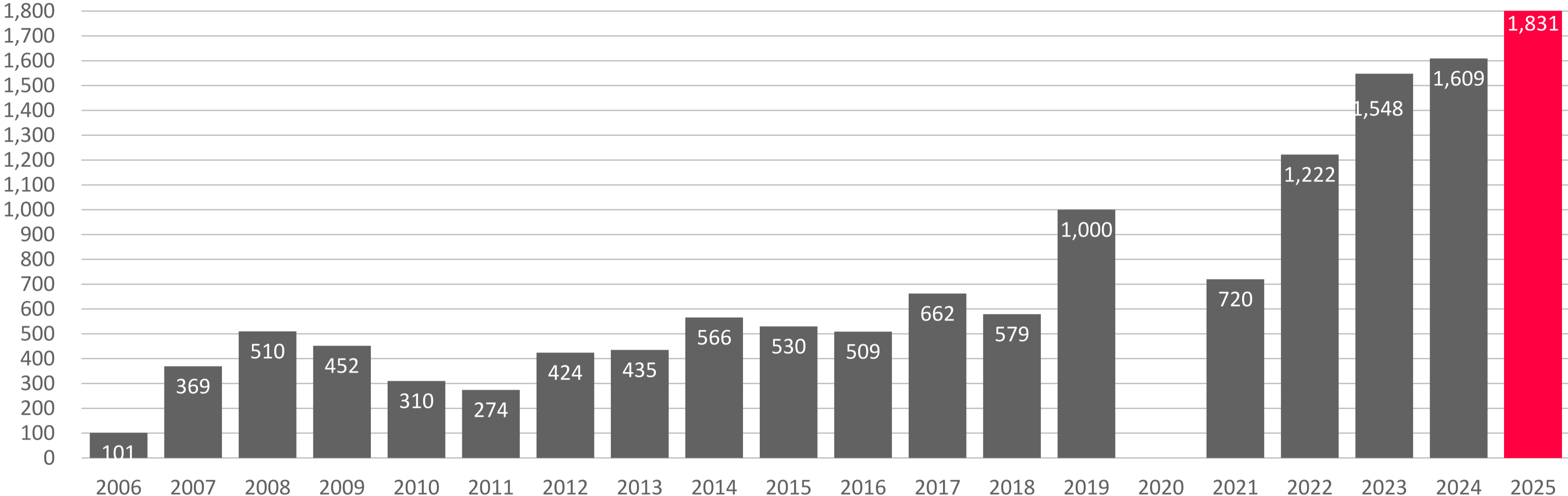
REVENUE HISTORICAL YEARLY

IN (AED MM)



NET PROFIT HISTORICAL YEARLY

IN (AED MM)



CORPORATE SOCIAL RESPONSIBILITY

Air Arabia’s award winning corporate social responsibility program “Charity Cloud” provides sustainable education and healthcare initiatives in underprivileged communities across the world. Charity Cloud built and operates over 15 schools and clinics in 12 countries and treats over 30,000 patient yearly and provides education for over 1,000 student every year.

Charity Cloud Schools	Charity Cloud Clinics
Sri Lanka	Sudan
India	Yemen
Nepal	Egypt
Turkey	Sri Lanka
Kenya	Bangladesh
Egypt	Tajikistan
Morocco	Cambodia



ESG matters are important consideration in how we do business, including our corporate governance systems that runs at every level in the organization, risk management and methodology to serve customers and support for local communities. Our main driver is the sustainability and efficiency embedded in the culture and management of the airline. Equally important, we believe that the core items that are critical of our ESG approach are practiced across the organization through efficient operations and environment friendly practices. For Air Arabia, this means we are leveraging our business and policy expertise, and presence to help drive an inclusive recovery, expand, and accelerate sustainability. Please review Air Arabia’s ESG report for more information.

AIR ARABIA GROUP COMPANIES

AirArabia
UAE • Morocco • Egypt

AirArabia
Engineering

AirArabia
Simulator

AirArabia
Academy

FlyJinnah 

cozmotravel


الشارقة لخدمات الطيران
Sharjah Aviation Services

ibyta
b2b travel

 **ISA**

CENTRO
Sharjah

Radisson 
HOTELS & RESORTS

sayara 
limousine & car rental


ACTION
HOSPITALITY

 **alpha**

AirArabia

CONTACT US

 investor-relations.airarabia.com

 +971 6 5088939

 investorrelations@airarabia.com

 www.airarabia.com

DISCLAIMER

Information contained in this presentation is subject to change without notice, its accuracy is not guaranteed and it may not contain all material information concerning the company. Neither we nor our advisors make any representation regarding, and assume no responsibility or liability for, the accuracy or completeness of, or any errors or omissions in, any information contained herein.

In addition, the information contains projections and forward-looking statements that reflect the company's current views with respect to future events and financial performance. These views are based on current assumptions which are subject to various risks and which may change over time. No assurance can be given that future events will occur, that projections will be achieved, or that the company's assumptions are correct.

Actual results may differ materially from those projected. This presentation is strictly not to be distributed without the explicit consent of Company management under any circumstance.