

AirArabia



RESULTS PRESENTATION

Q1 2025

Q1 2025 IN FOCUS

STRATEGIC SUMMARY – Q1 2025

- Air Arabia delivered strong Q1 2025 performance despite global economic volatility and geopolitical disruptions, demonstrating the strength and resilience of its low-cost business model.
- Net profit surged to AED 355 million, a 34% YoY increase, driven by strong passenger demand and disciplined cost management.
- Revenue rose by 14% to AED 1.75 billion, with over 4.9 million passengers flown across six operating hubs, maintaining a high seat load factor of 84%.
- Network expansion continued, with 7 new routes added, growing the global network to 217 destinations across the UAE, Morocco, Egypt, and Pakistan.
- Fleet size expanded to 83 aircraft with the addition of two Airbus A320, driving an 11% increase in seat capacity compared to Q1 2024 and supporting broader connectivity and operational growth.
- Strong liquidity position maintained with AED 5.3 billion in cash and equivalents.
- Operational efficiency and customer value remained key priorities, reinforcing Air Arabia's leading position in the market.

FINANCIAL REVIEW

Q1 2025

KEY PERFORMANCE – Q1 2025

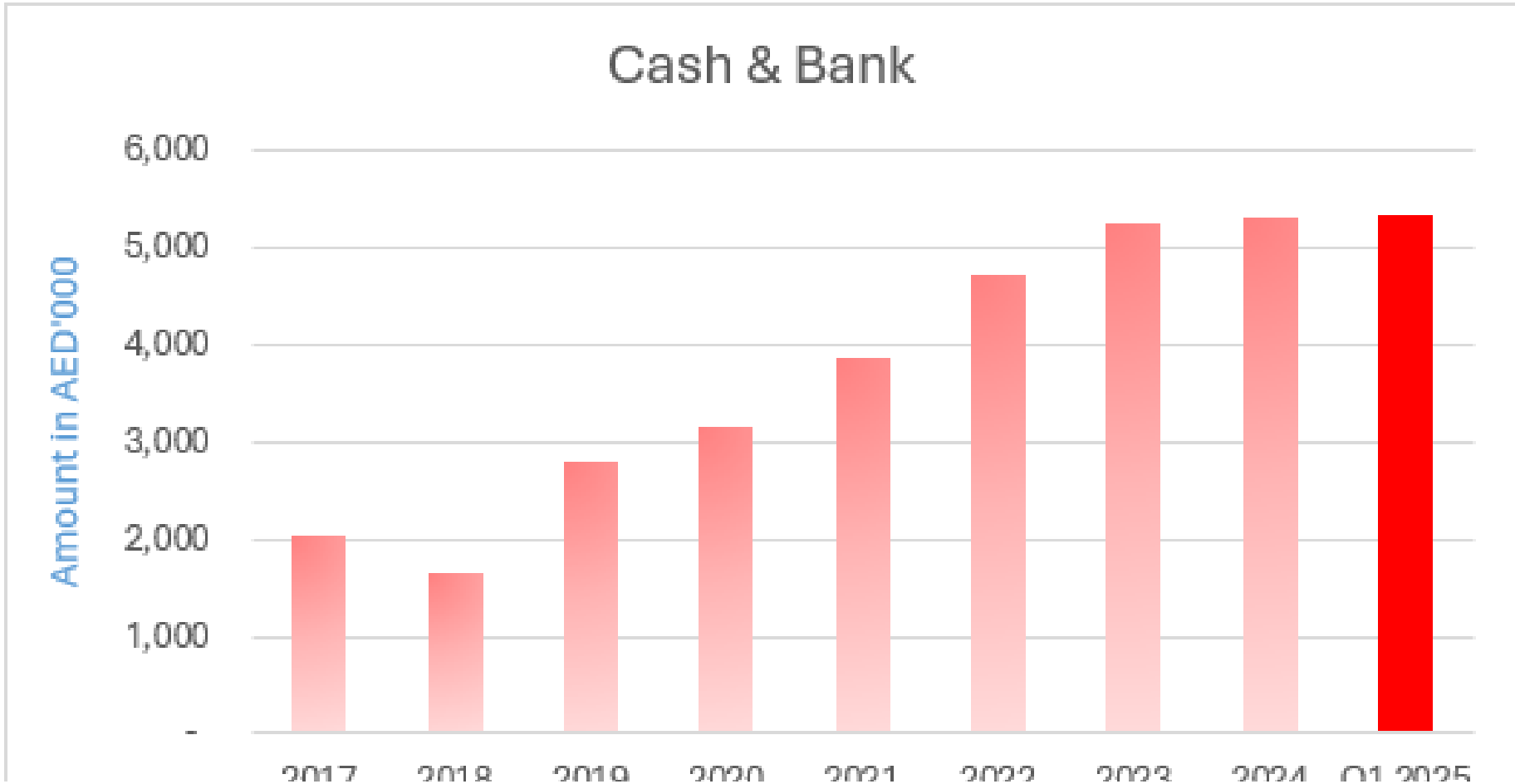
(AED Millions)	Q1 2025	Q1 2024	Change	%
Pax (m)	3	2.8	0.2	8%
LF %	84%	84%	1%	1.2%
Revenue (m)	1,755	1,541	214.057	14%
Operating Profit / (Loss)	2,67.1	222	45.1	20%
Operating Profit / (Loss) Margin %	15%	14%	1%	6%
Net Profit / (Loss)	355.3	265.9	89.4	34%
* Pax (all hubs)	4,929,605	4,445,458		11%

BALANCE SHEET – Q1 2025

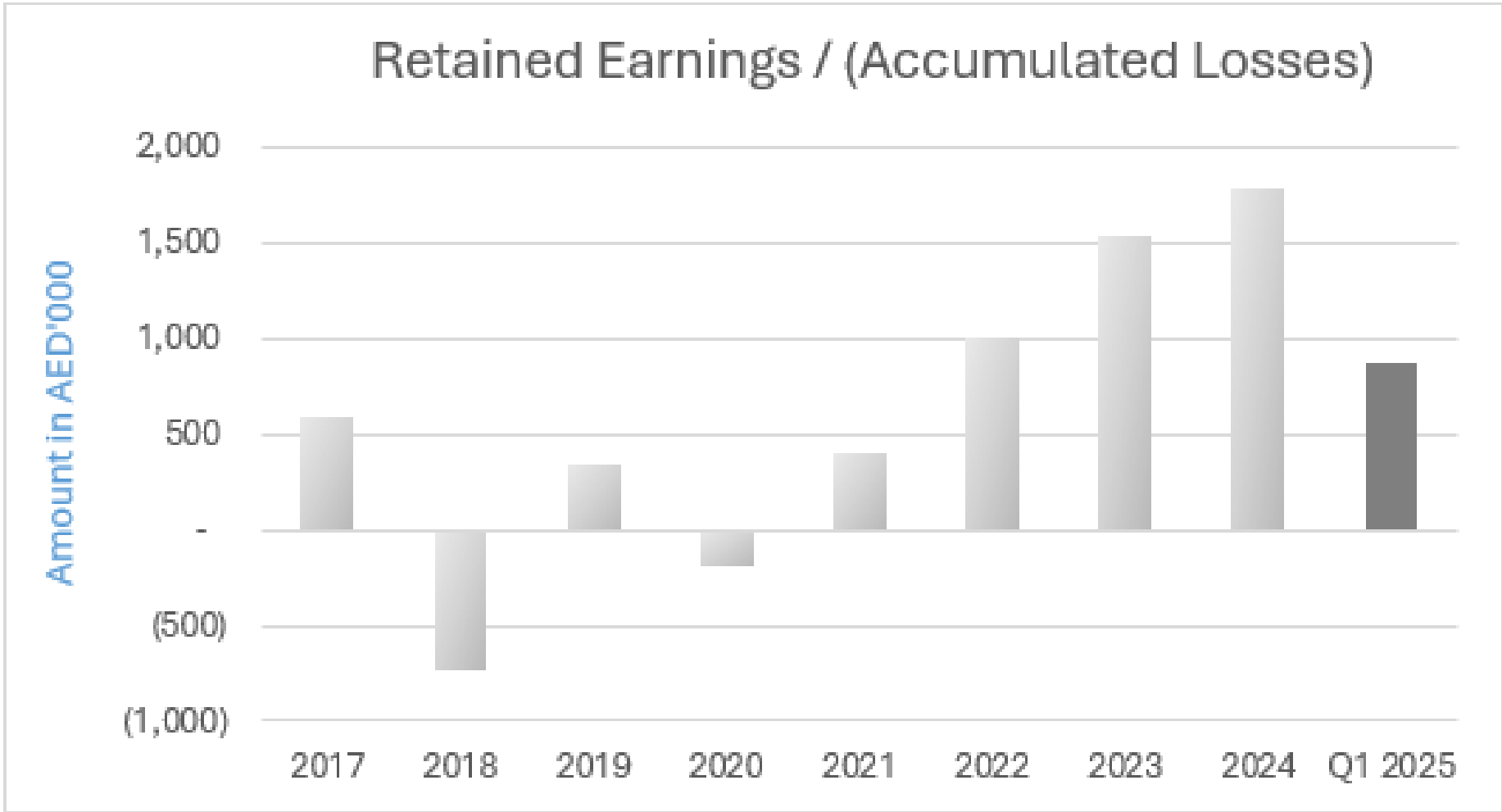
(AED Millions)	Q1 2025	YE 2024	Change	%
Assets				
Non-Current Assets	9,596	9,164	432	5%
Current Assets	6,374	6,197	177.143	3%
Total Assets	15,971	15,361	609.611	4%
Liabilities & Equity				
Non-Current Liabilities	2,810	3,023	-213.085	-7%
Current Liabilities	6,080	4,386	1,693.938	39%
Total Liabilities	8,890	7,409	1,480.853	20%
Capital & Reserves				
Equity	7,081	7,952	-871.239	-11%
Total Liabilities & Equities	15,971	15,361	609.614	4%

CASH GENERATION

Cash & Bank



Retained Earnings /
(Accumulated Losses)



FLEET STATUS

Q1 2025

CURRENT FLEET



Airbus A320ceo

74 Aircraft in service

Fleet Allocation / Current

50 Sharjah	02 Ras Al Khaimah
11 Morocco	10 Abu Dhabi
04 Egypt	06 Pakistan



Airbus A321ceo/A321neo LR

9 Aircraft in service

120 Airbus A320 family aircraft on order with delivery starting in 2025.

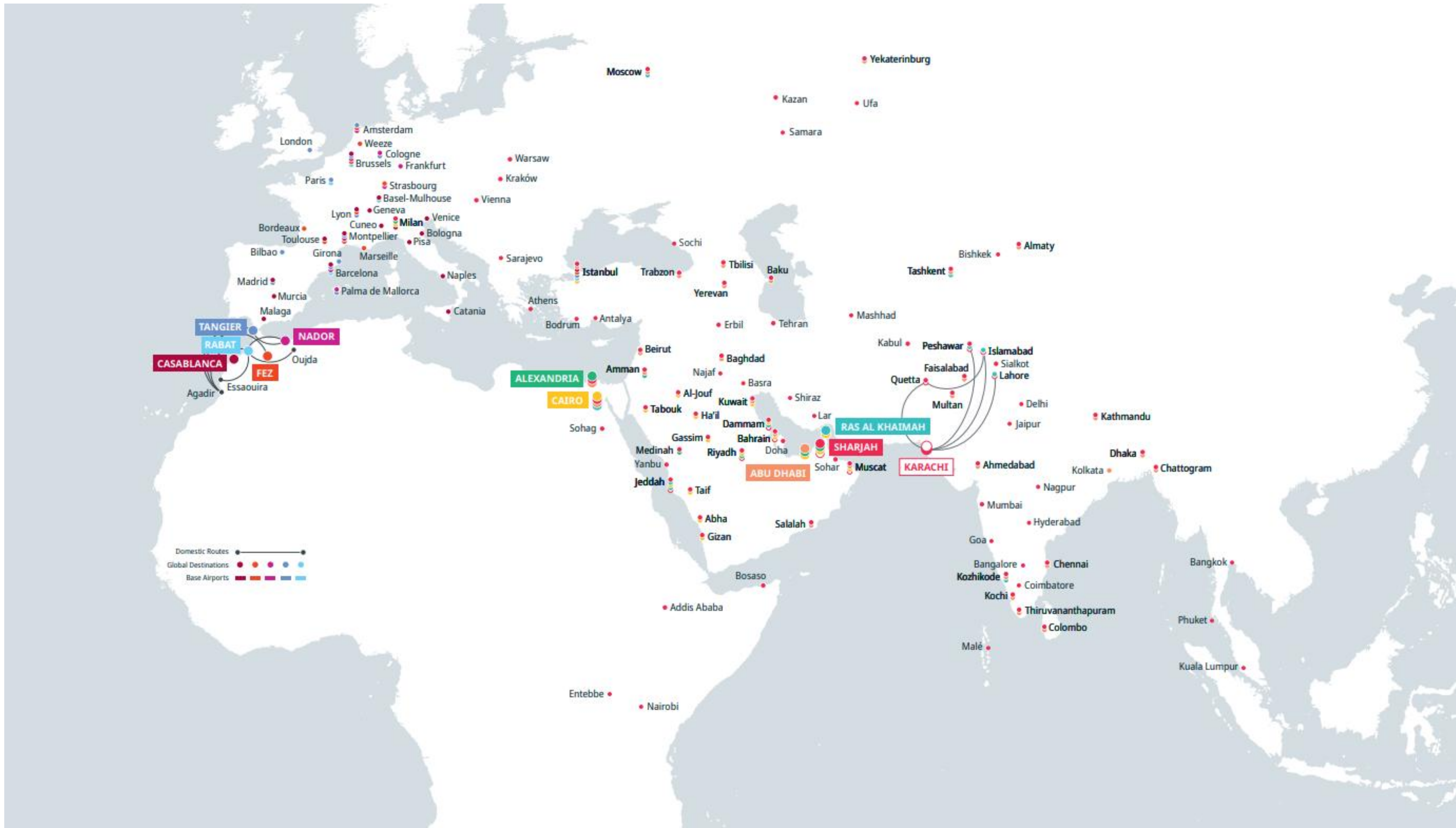
OUTLOOK

- Despite ongoing regional and global challenges including geopolitical and economic uncertainties, Air Arabia remains committed to its strategic growth plans for 2025.
- Volatile oil price, currency fluctuation and inflationary pressures will continue to impact the industry's performance.
- We remain focused on delivering strong performance while expanding our network and maintaining high levels of service reliability.
- We are confident of the Group's solid fundamentals, our ability to deliver true value, and growth while actively shaping the evolving aviation landscape.

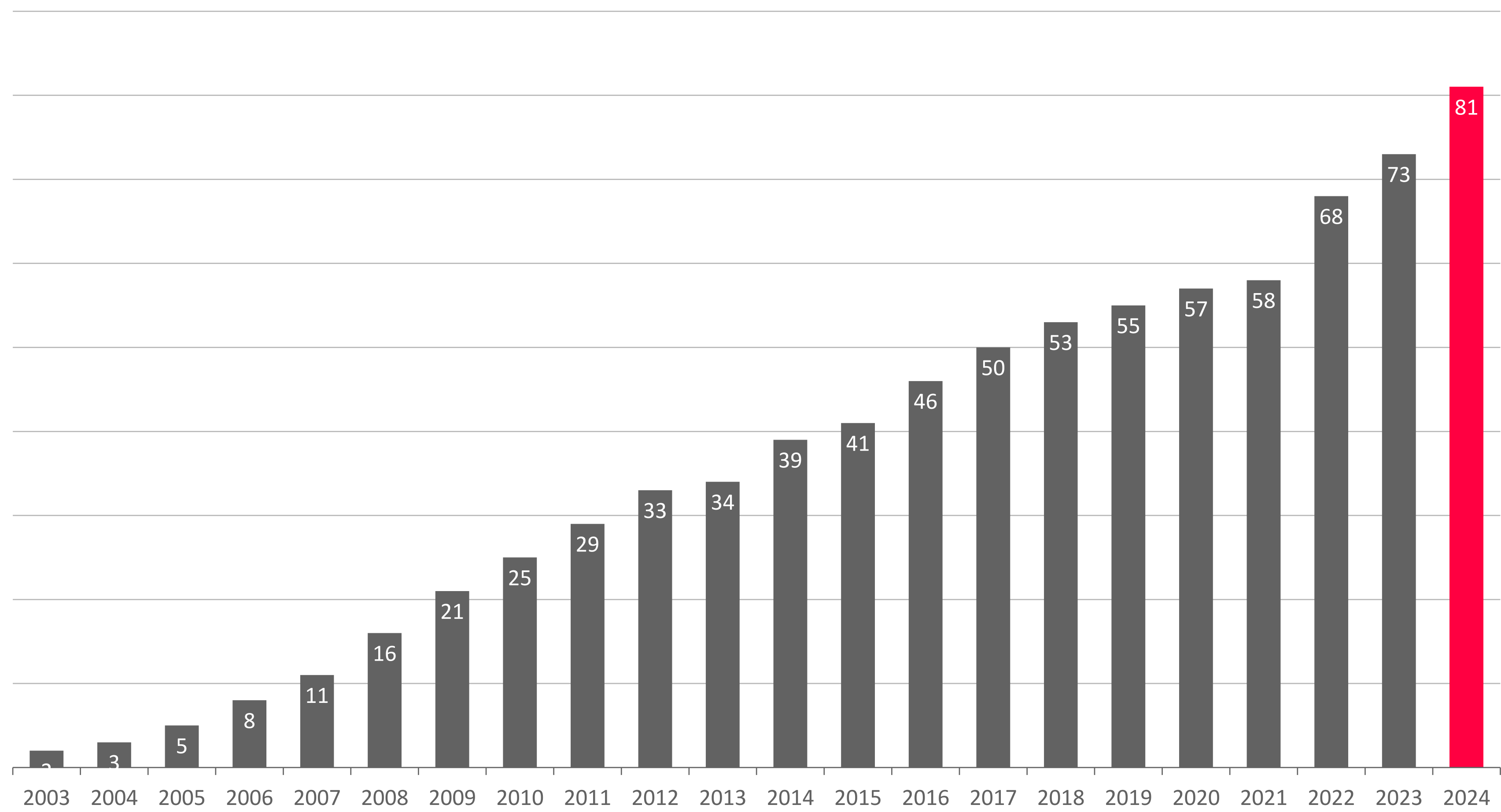
ESG

- Air Arabia published the comprehensive 2024 ESG Report, visit: [Air Arabia ESG Report 2024.pdf](#)
- Introduced RNP (Required Navigation Performance) visual procedures at Sharjah, Abu Dhabi, and Ras Al Khaimah airports, approved by the UAE GCAA, to enhance landing efficiency and reduce fuel burn and emissions.
- Ranked in the ‘Leader’ category by MSCI ESG Ratings with an “AA” score, placing Air Arabia among the top global airlines as of April 2025.
- Air Arabia Corporate Social Responsibility Program “Charity Cloud” commenced operations of two Clinics in Bangladesh and Egypt, expanding access to essential healthcare services for those in need.

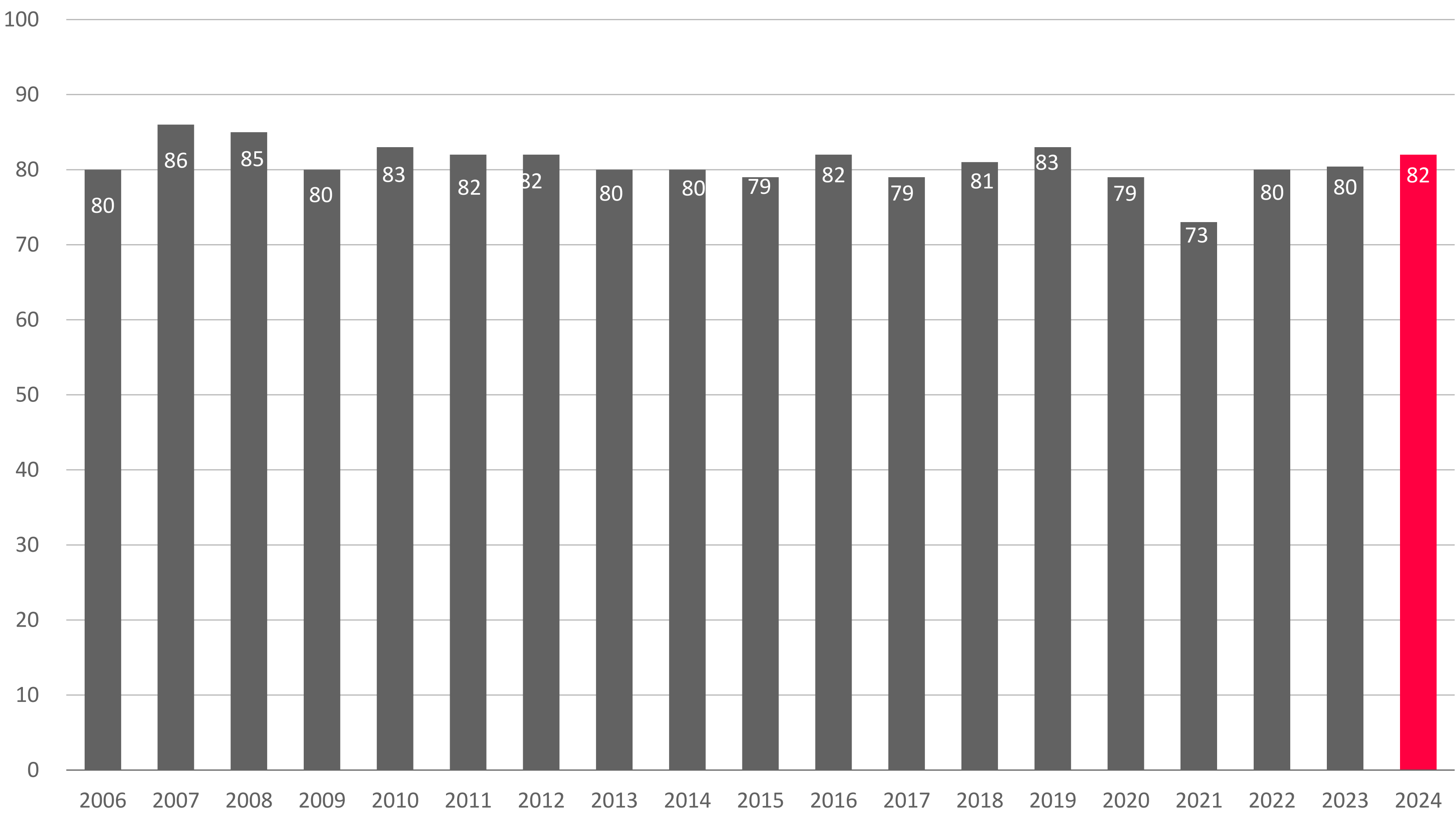
APPENDIX



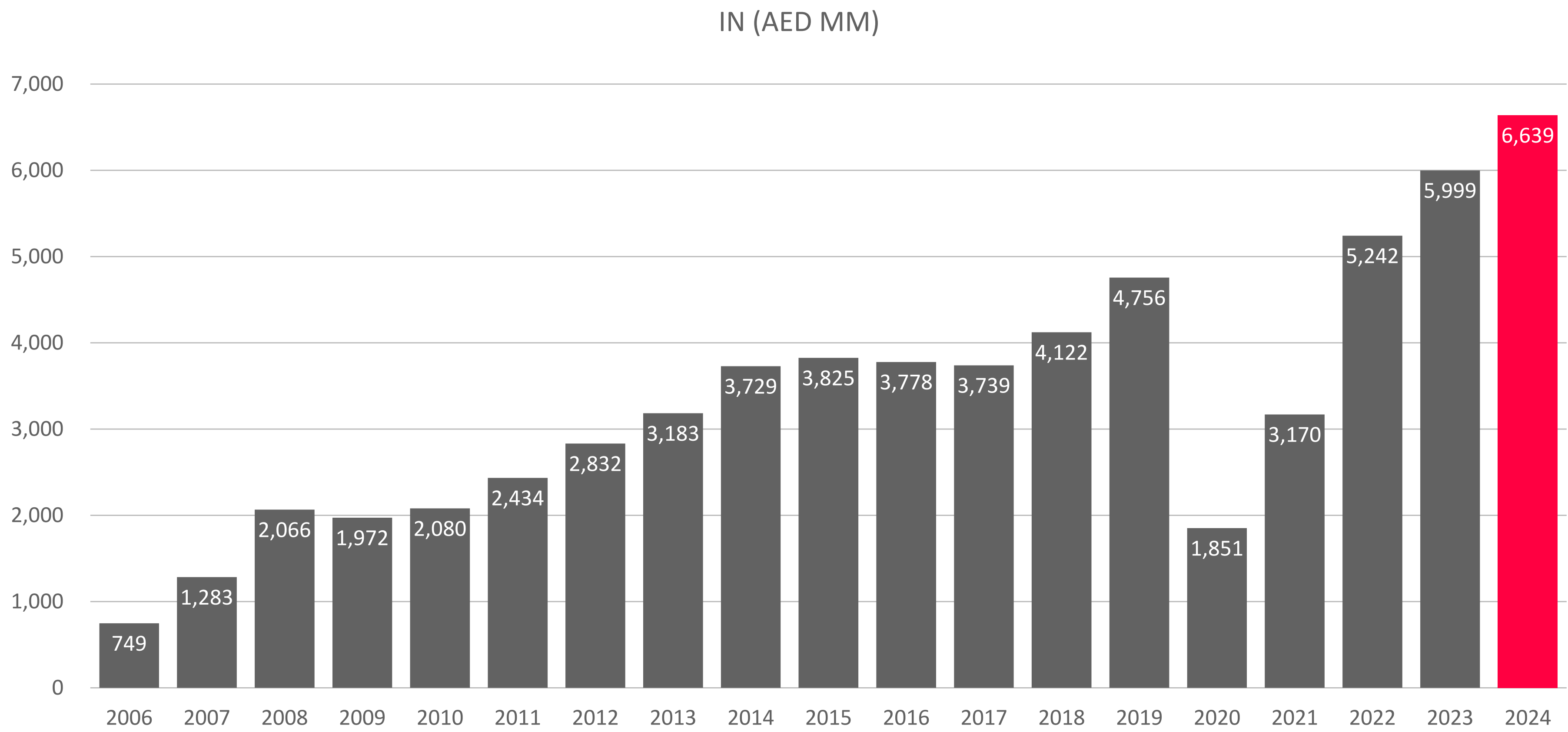
FLEET SIZE HISTORICAL YEARLY



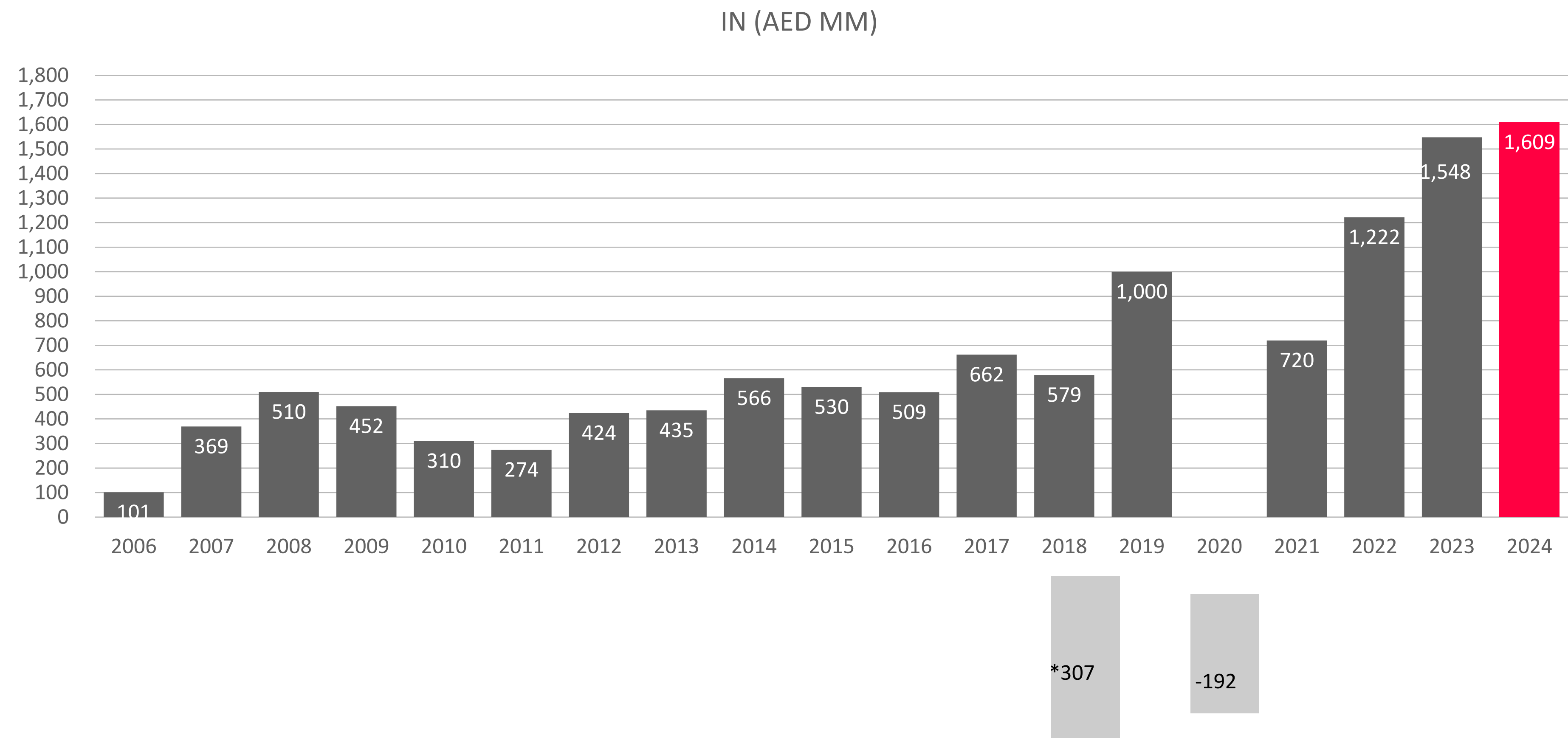
SEAT LOAD FACTOR HISTORICAL YEARLY



REVENUE HISTORICAL YEARLY



NET PROFIT HISTORICAL YEARLY



CORPORATE SOCIAL RESPONSIBILITY

Air Arabia’s award winning corporate social responsibility program “Charity Cloud” provides sustainable education and healthcare initiatives in underprivileged communities across the world. Charity Cloud built and operates over 15 schools and clinics in 12 countries and treats over 30,000 patient yearly and provides education for over 1,000 student every year.

Charity Cloud Schools	Charity Cloud Clinics
Sri Lanka	Sudan
India	Yemen
Nepal	Egypt
Turkey	Sri Lanka
Kenya	Bangladesh
Egypt	Tajikistan
Morocco	Cambodia



ESG matters are important consideration in how we do business, including our corporate governance systems that runs at every level in the organization, risk management and methodology to serve customers and support for local communities. Our main driver is the sustainability and efficiency embedded in the culture and management of the airline. Equally important, we believe that the core items that are critical of our ESG approach are practiced across the organization through efficient operations and environment friendly practices. For Air Arabia, this means we are leveraging our business and policy expertise, and presence to help drive an inclusive recovery, expand, and accelerate sustainability. Please review Air Arabia’s ESG report for more information.

AIR ARABIA GROUP COMPANIES

AirArabia
UAE • Morocco • Egypt

AirArabia
Engineering

AirArabia
Simulator

AirArabia
Academy

FlyJinnah 

cozmotravel


الشارقة لخدمات الطيران
Sharjah Aviation Services

ibyta
b2b travel



CENTRO
Sharjah

Radisson 
HOTELS & RESORTS

sayara 
limousine & car rental



ACTION
HOSPITALITY



AirArabia

CONTACT US

 investor-relations.airarabia.com

 +971 6 5088939

 investorrelations@airarabia.com

 www.airarabia.com

DISCLAIMER

Information contained in this presentation is subject to change without notice, its accuracy is not guaranteed and it may not contain all material information concerning the company. Neither we nor our advisors make any representation regarding, and assume no responsibility or liability for, the accuracy or completeness of, or any errors or omissions in, any information contained herein.

In addition, the information contains projections and forward-looking statements that reflect the company's current views with respect to future events and financial performance. These views are based on current assumptions which are subject to various risks and which may change over time. No assurance can be given that future events will occur, that projections will be achieved, or that the company's assumptions are correct.

Actual results may differ materially from those projected. This presentation is strictly not to be distributed without the explicit consent of Company management under any circumstance.